

## Contents

### American National Standards

<b>Call for Comment on Standards Proposals</b> .....	<b>2</b>
<b>Call for Members (ANS Consensus Bodies)</b> .....	<b>8</b>
<b>Final Actions</b> .....	<b>9</b>
<b>Project Initiation Notification System (PINS)</b> .....	<b>11</b>
<b>ANS Maintained Under Continuous Maintenance</b> .....	<b>14</b>
<b>ANSI-Accredited Standards Developers Contact Information</b> .....	<b>15</b>
<b>Announcement of Proposed Procedural Revisions</b> .....	<b>16</b>

### International Standards

<b>ISO and IEC Draft Standards</b> .....	<b>19</b>
<b>ISO and IEC Newly Published Standards</b> .....	<b>20</b>
<b>Registration of Organization Names in the U.S.</b> .....	<b>23</b>
<b>Proposed Foreign Government Regulations</b> .....	<b>23</b>
<b>Information Concerning</b> .....	<b>24</b>

## American National Standards

### Call for comment on proposals listed

This section solicits public comments on proposed draft new American National Standards, including the national adoption of ISO and IEC standards as American National Standards, and on proposals to revise, reaffirm or withdraw approval of existing American National Standards. A draft standard is listed in this section under the ANSI-accredited standards developer (ASD) that sponsors it and from whom a copy may be obtained. Comments in connection with a draft American National Standard must be submitted in writing to the ASD no later than the last day of the comment period specified herein. Such comments shall be specific to the section(s) of the standard under review and include sufficient detail so as to enable the reader to understand the commenter's position, concerns and suggested alternative language, if appropriate. Please note that the ANSI Executive Standards Council (ExSC) has determined that an ASD has the right to require that interested parties submit public review comments electronically, in accordance with the developer's procedures.

#### Ordering Instructions for "Call-for-Comment" Listings

1. **Order from the organization indicated for the specific proposal.**
2. **Use the full identification in your order, including the BSR prefix; for example, Electric Fuses BSR/SAE J554.**
3. **Include remittance with all orders.**
4. **BSR proposals will not be available after the deadline of call for comment.**

Comments should be addressed to the organization indicated, with a copy to the Board of Standards Review, American National Standards Institute, 25 West 43rd Street, New York, NY 10036. Fax: 212-840-2298; e-mail: psa@ansi.org

\* Standard for consumer products

## Comment Deadline: June 29, 2014

### ACCA (Air Conditioning Contractors of America)

#### Revision

BSR/ACCA 12 QH-201x, Home Evaluation and Performance Improvement (revision of ANSI/ACCA 12 QH-2011)

This is a 3rd public review. The revised standard provides guidance to those practitioners who evaluate building performance of existing residential buildings. The proposed standard will identify the metrics, tolerances, approved procedures, and required documentation to (1) evaluate the current performance, (2) establish the basis to create performance improvement specifications, (3) identify approved approaches to implement the specified improvements, and (4) establish the procedures to objectively assess the performance change of the completed improvements. Note: Public Comments are limited to the changes (Red-Lined Text) only.

[Click here to view these changes in full](#)

Send comments (with copy to [psa@ansi.org](mailto:psa@ansi.org)) to: Dick Shaw, (202) 251-3835, [shawddd@aol.com](mailto:shawddd@aol.com); [dick.shaw@acca.org](mailto:dick.shaw@acca.org)

### ASME (American Society of Mechanical Engineers)

#### Revision

BSR/ASME Y14.35-201x, Revision of Engineering Drawings and Associated Documents (revision and redesignation of ANSI/ASME Y14.35M-1997 (R2008))

This Standard defines the practices for revising drawings and associated documents and establishes methods for identification and recording revisions. The revision practices of this Standard apply to any form of original drawing and associated documents. It is essential that this Standard be used in close conjunction with ASME Y14.24, ASME Y14.34, ASME Y14.41, and ASME Y14.100.

[Click here to view these changes in full](#)

Send comments (with copy to [psa@ansi.org](mailto:psa@ansi.org)) to: Fredric Constantino, (212) 591-8684, [constantinof@asme.org](mailto:constantinof@asme.org)

### EOS/ESD (ESD Association, Inc.)

#### Revision

BSR/ESD S20.20-201x, ESD Association Standard for the Development of an Electrostatic Discharge Control Program for Protection of Electrical and Electronic Parts, Assemblies and Equipment (Excluding Electrically Initiated Explosive Devices) (revision of ANSI/ESD S20.20-2007)

This document applies to activities that manufacture, process, assemble, install, package, label, service, test, inspect, transport, or otherwise handle electrical or electronic parts, assemblies, and equipment susceptible to damage by electrostatic discharges greater than or equal to 100 volts HBM, 200 volts CDM, and 35 volts on isolated conductors. Activities that handle items that are susceptible to lower withstand voltages may require additional control elements or adjusted limits. This document does not apply to electrically initiated explosive devices or flammable liquids or powders.

[Click here to view these changes in full](#)

Send comments (with copy to [psa@ansi.org](mailto:psa@ansi.org)) to: Christina Earl, (315) 339-6937, [cearl@esda.org](mailto:cearl@esda.org)

### ICC (International Code Council)

#### Revision

BSR/ICC 500-201x, ICC/NSSA Standard for the Design and Construction of Storm Shelters (revision of ANSI/ICC 500-2008)

The objective of this Standard is to provide technical design and performance criteria that will facilitate and promote the design, construction, and installation of safe, reliable, and economical storm shelters to protect the public. It is intended that this Standard be used by design professionals, storm shelter designers, manufacturers, and constructors, building officials, emergency management personnel, and government officials to insure that storm shelters provide a consistently high level of protection to the sheltered public.

[Click here to view these changes in full](#)

Send comments (with copy to [psa@ansi.org](mailto:psa@ansi.org)) to: Edward Wirtschoreck, (708) 799-2300 x4317, [ewirtschoreck@iccsafe.org](mailto:ewirtschoreck@iccsafe.org)

### UL (Underwriters Laboratories, Inc.)

#### Revision

BSR/UL 746B-201x, Standard for Safety for Polymeric Materials - Long Term Property Evaluations (revision of ANSI/UL 746B-2013b)

The following changes in requirements for UL 746B are being proposed: (1) Revise the RTI rating Increments: Is there a better way to assign RTI's from the measured thermal index values?

[Click here to view these changes in full](#)

Send comments (with copy to [psa@ansi.org](mailto:psa@ansi.org)) to: Raymond Suga, (631) 546-2593, [raymond.m.suga@ul.com](mailto:raymond.m.suga@ul.com)

### UL (Underwriters Laboratories, Inc.)

#### Revision

BSR/UL 1449-201x, Standard for Safety for Surge Protective Devices (revision of ANSI/UL 1449-2012)

Recirculation of the following topics: (8) Revisions to thermal responsive device testing - Section 39C; (15) Capacitors.

[Click here to view these changes in full](#)

Send comments (with copy to [psa@ansi.org](mailto:psa@ansi.org)) to: Mitchell Gold, (847) 664-2850, [Mitchell.Gold@ul.com](mailto:Mitchell.Gold@ul.com)

### UL (Underwriters Laboratories, Inc.)

#### Revision

BSR/UL 1647-201X, Standard for Safety for Motor-Operated Massage and Exercise Machines (revision of ANSI/UL 1647-2013a)

(1) Proposed revisions to paragraph 83.5 to clarify the list of instruction statements required to be included in the instructions pertaining to a risk of fire, electric shock, or injury to persons.

[Click here to view these changes in full](#)

Send comments (with copy to [psa@ansi.org](mailto:psa@ansi.org)) to: Beth Northcott, (847) 664-3198, [Elizabeth.Northcott@ul.com](mailto:Elizabeth.Northcott@ul.com)

### UL (Underwriters Laboratories, Inc.)

#### Revision

BSR/UL 1691-201x, Standard for Safety for Single Pole Locking-Type Separable Connectors (revision of ANSI/UL 1691-2013)

(1) Revisions to figures B1.1 - B1.3 for clarification of dimensions and tolerances and to address non-TPE (rigid) housings.

[Click here to view these changes in full](#)

Send comments (with copy to [psa@ansi.org](mailto:psa@ansi.org)) to: Patricia Sena, (919) 549-1636, [patricia.a.sena@ul.com](mailto:patricia.a.sena@ul.com)

## Comment Deadline: July 14, 2014

### ASA (ASC S3) (Acoustical Society of America)

#### *New National Adoption*

BSR/ASA S3.55-201x/Part 5/IEC 60318-5:2006 (MOD), Electroacoustics - Simulators of Human Head and Ear - Part 5: 2 cm<sup>3</sup> coupler for the measurement of hearing aids and earphones coupled to the ear by means of ear inserts (national adoption with modifications of IEC 60318-5:2006)

This part describes an acoustic coupler for loading an earphone or hearing aid with a specified acoustic impedance when determining its physical performance characteristics, in the frequency range 125 Hz to 8 kHz. It is suitable for air-conduction hearing aids and earphones, coupled to the ear by means of ear inserts, e.g., ear molds or similar devices.

Single copy price: \$73.00

Obtain an electronic copy from: [asastds@aip.org](mailto:asastds@aip.org)

Order from: Susan Blaeser, (631) 390-0215, [sblaeser@aip.org](mailto:sblaeser@aip.org); [asastds@aip.org](mailto:asastds@aip.org)

Send comments (with copy to [psa@ansi.org](mailto:psa@ansi.org)) to: Same

### ATIS (Alliance for Telecommunications Industry Solutions)

#### *Reaffirmation*

BSR ATIS 1000641-201x, Calling Name Identification Presentation (reaffirmation of ANSI ATIS 1000641-1995 (R2009))

This standard is one of a series which defines and describes supplementary services. These services may be made available for users with non-ISDN interfaces who access SS7-capable networks and also within the context of an Integrated Services Digital Network (ISDN). This standard describes Calling Name Identification Presentation which is a terminating service that provides either the name associated with the calling party number or an indication of privacy or unavailability to the called party.

Single copy price: \$175.00

Obtain an electronic copy from: [kconn@atis.org](mailto:kconn@atis.org)

Order from: Kerriane Conn, (202) 434-8841, [kconn@atis.org](mailto:kconn@atis.org); [jpemard@atis.org](mailto:jpemard@atis.org)

Send comments (with copy to [psa@ansi.org](mailto:psa@ansi.org)) to: Same

### CEA (Consumer Electronics Association)

#### *New Standard*

BSR/CEA 2047-201x, CE Energy Usage Information (CE-EUI) (new standard)

This standard will enable consumer electronic devices to communicate their energy usage information, for example, over a home network as well as optionally respond to basic demand/response commands. The usage data may be a measured or estimated value or may use other methods to indicate energy usage. This standard should enable mapping to/from the NAESB/PAP10 EUI model as well as utilize ANSI/CEA-2045 Modular Communications Interface for Energy Management messaging where possible.

Single copy price: \$67.00

Obtain an electronic copy from: [standards@ce.org](mailto:standards@ce.org)

Order from: Veronica Lancaster, (703) 907-7697, [vlancaster@ce.org](mailto:vlancaster@ce.org); [dwilson@ce.org](mailto:dwilson@ce.org)

Send comments (with copy to [psa@ansi.org](mailto:psa@ansi.org)) to: Same

### ECA (Electronic Components Association)

#### *New National Adoption*

BSR/EIA 60115-9 e. 1.0, Fixed Resistors for Use in Electronic Equipment - Part 9: Sectional specification: Fixed surface mount resistor networks with individually measurable resistors (identical national adoption of IEC 60115-9 {ed.1.0})

This part of IEC 60115 is applicable to fixed surface mount resistor networks with individually measurable resistors for use in electronic equipment.

Single copy price: \$75.00

Obtain an electronic copy from: [global.ihs.com](http://global.ihs.com) (877) 413-5184

Order from: Global Engineering Documents, (800) 854-7179, [www.global.ihs.com](http://www.global.ihs.com)

Send comments (with copy to [psa@ansi.org](mailto:psa@ansi.org)) to: Edward Mikoski, (571) 323-0253, [emikoski@eciaonline.org](mailto:emikoski@eciaonline.org); [ldonohoe@eciaonline.org](mailto:ldonohoe@eciaonline.org)

### IAPMO (Z) (International Association of Plumbing & Mechanical Officials)

#### *New Standard*

BSR/IAPMO Z1002-201x, Rainwater Harvesting Tanks (new standard)

This Standard covers rainwater harvesting tanks and specifies requirements for design, materials, manufacture, performance testing, and markings. Rainwater harvesting tanks covered by this Standard are (a) made of (i) rigid (i.e., concrete, fiber-reinforced polyester, steel, thermoplastics, and wood) or (ii) flexible materials (i.e., vinyl-coated polyester); (b) prefabricated or assembled at the site of final installation; (c) intended for above-ground or buried installations; (d) intended for stationary (i.e., fixed) installations only; (e) for indoor and outdoor applications; and (f) for atmospheric pressure (i.e., non-pressurized) applications

Single copy price: \$10.00

Obtain an electronic copy from: [standards@IAPMOstandards.org](mailto:standards@IAPMOstandards.org)

Order from: Abraham Murra, (909) 472-4106, [abraham.murra@IAPMOstandards.org](mailto:abraham.murra@IAPMOstandards.org)

Send comments (with copy to [psa@ansi.org](mailto:psa@ansi.org)) to: Same

### NCPDP (National Council for Prescription Drug Programs)

#### *New Standard*

BSR/NCPDP Product Identification v1.0-201x, NCPDP Product Identification Standard v1.0 (new standard)

The goal of this standard is to ensure that any change to critical product identifiers is managed in a way that does not adversely affect patient safety, financial processes involving drug products, and the healthcare applications that currently use these identifiers. NCPDP discussed the unintended consequences that could result from changes to the structure of product identifiers and initiated a project to develop a standard that could be used to protect the intended use, format and structure of product identifiers.

Single copy price: \$200.00 (non-member)

Obtain an electronic copy from: [kkrempin@ncdpd.org](mailto:kkrempin@ncdpd.org)

Order from: Kittye Krempin, (512) 291-1356, [kkrempin@ncdpd.org](mailto:kkrempin@ncdpd.org)

Send comments (with copy to [psa@ansi.org](mailto:psa@ansi.org)) to: Same

## **NCPDP (National Council for Prescription Drug Programs)**

### **Revision**

BSR/NCPDP FB v4.2-201x, NCPDP Formulary and Benefit Standard (revision and redesignation of ANSI/NCPDP FB v4.1-2013)

Formulary and Benefit Standard provides a standard means for pharmacy benefit payers (including health plans and Pharmacy Benefit Managers) to communicate formulary and benefit information to prescribers via technology vendor systems.

Single copy price: \$200.00 (non-member)

Obtain an electronic copy from: [kkrempin@ncdpd.org](mailto:kkrempin@ncdpd.org)

Order from: Kittye Krempin, (512) 291-1356, [kkrempin@ncdpd.org](mailto:kkrempin@ncdpd.org)

Send comments (with copy to [psa@ansi.org](mailto:psa@ansi.org)) to: Same

## **NCPDP (National Council for Prescription Drug Programs)**

### **Revision**

BSR/NCPDP Post Adj v4.4-201x, NCPDP Post Adjudication Standard v44-201x (revision and redesignation of ANSI/NCPDP Post Adj v4.3-2014)

The goal of this implementation guide is to support the development of a common format for post-adjudicated pharmacy claim data, which is used to meet the needs of the pharmacy industry to support the communication of patient pharmacy transaction data. The implementation of this standard will provide administrative efficiencies and allow for an industry standard to be used for all entities sharing historical health care data.

Single copy price: \$200.00 (non-member)

Obtain an electronic copy from: [kkrempin@ncdpd.org](mailto:kkrempin@ncdpd.org)

Order from: Kittye Krempin, (512) 291-1356, [kkrempin@ncdpd.org](mailto:kkrempin@ncdpd.org)

Send comments (with copy to [psa@ansi.org](mailto:psa@ansi.org)) to: Same

## **NCPDP (National Council for Prescription Drug Programs)**

### **Revision**

BSR/NCPDP SC WG110060201xxx#, NCPDP SCRIPT Standard 201xxx# (revision and redesignation of ANSI/NCPDP SC WG110059201xxx#)

The standard provides general guidelines for developers of pharmacy or physician management systems who wish to provide prescription transmission functionality to their clients. The standard addresses the electronic transmission of new prescriptions, prescription refill requests, prescription fill status notifications, and cancellation notifications.

Single copy price: \$200.00 (non-member)

Obtain an electronic copy from: [kkrempin@ncdpd.org](mailto:kkrempin@ncdpd.org)

Order from: Kittye Krempin, (512) 291-1356, [kkrempin@ncdpd.org](mailto:kkrempin@ncdpd.org)

Send comments (with copy to [psa@ansi.org](mailto:psa@ansi.org)) to: Same

## **NCPDP (National Council for Prescription Drug Programs)**

### **Revision**

BSR/NCPDP Specialized Standard WG110060201xxx#, NCPDP Specialized Standard 201xxx# (revision and redesignation of ANSI/NCPDP Specialized Standard MC000006)

The NCPDP Specialized Standard will house transactions that are not e-prescribing but are part of the NCPDP XML environment. The standard provides general guidelines for developers of systems who wish to provide business functionality of these transactions to their clients. The guide describes a set of transactions and the implementation of these transactions.

Single copy price: \$200.00 (non-member)

Obtain an electronic copy from: [kkrempin@ncdpd.org](mailto:kkrempin@ncdpd.org)

Order from: Kittye Krempin, (512) 291-1356, [kkrempin@ncdpd.org](mailto:kkrempin@ncdpd.org)

Send comments (with copy to [psa@ansi.org](mailto:psa@ansi.org)) to: Same

## **NCPDP (National Council for Prescription Drug Programs)**

### **Revision**

BSR/NCPDP TC vE6-201x, NCPDP Telecommunication Standard vE6-201x (revision and redesignation of ANSI/NCPDP TC vE5-2014)

The standard supports the format for electronic communication of pharmacy service-related billing, prior authorization processing, and information reporting between pharmacies and other responsible parties. This standard addresses the data format and content, the transmission protocol, and other appropriate telecommunication requirements.

Single copy price: \$200.00 (non-member)

Obtain an electronic copy from: [kkrempin@ncdpd.org](mailto:kkrempin@ncdpd.org)

Order from: Kittye Krempin, (512) 291-1356, [kkrempin@ncdpd.org](mailto:kkrempin@ncdpd.org)

Send comments (with copy to [psa@ansi.org](mailto:psa@ansi.org)) to: Same

## **NEMA (ASC C12) (National Electrical Manufacturers Association)**

### **Revision**

BSR C12.9-201x, Standard for Test Switches for Transformer-Rated Meters (revision of ANSI C12.9-2005)

Encompasses the dimensions and functions of meter test switches used with transformer-rated watt-hour meters in conjunction with instrument transformers.

Single copy price: \$63.00

Order from: NEMA

Send comments (with copy to [psa@ansi.org](mailto:psa@ansi.org)) to: Paul Orr, (703) 841-3227, [Pau\\_orr@nema.org](mailto:Pau_orr@nema.org)

## **NEMA (ASC C136) (National Electrical Manufacturers Association)**

### **Revision**

BSR C136.40-201x, Roadway and Area Lighting - Solar Lighting Systems (revision of ANSI C136.40-2011)

This standard defines the electrical and mechanical requirements of standalone solar-type light systems for use in roadway and area lighting equipment.

Single copy price: \$55.00

Obtain an electronic copy from: [megan.hayes@nema.org](mailto:megan.hayes@nema.org)

Order from: Megan Hayes, (703) 841-3285, [megan.hayes@nema.org](mailto:megan.hayes@nema.org)

Send comments (with copy to [psa@ansi.org](mailto:psa@ansi.org)) to: Same

**OPEI (Outdoor Power Equipment Institute)****Revision**

BSR/OPEI B71.3-201x, Snow Throwers - Safety Specifications (revision of ANSI B71.3-2005)

The specifications in this standard apply to (a) walk-behind power snow throwers, (b) ride-on power snow throwers, (c) lawn ride-on tractors with snow thrower attachments, (d) lawn and garden tractors with snow thrower attachments, and (e) lever-steer ride-on machines with snow thrower attachments. These specifications are not intended to apply to hand-held snow throwers nor to airport, highway, and agricultural types of snow removal machines and equipment. This standard does not cover all of the specifications that apply to electrically powered snow throwers.

Single copy price: 180.00/\$144.00 (OPEI members)

Obtain an electronic copy from: [dmustico@opei.org](mailto:dmustico@opei.org)

Order from: Daniel Mustico, (703) 549-7600, [dmustico@opei.org](mailto:dmustico@opei.org); [gcoons@opei.org](mailto:gcoons@opei.org); [gknott@opei.org](mailto:gknott@opei.org)

Send comments (with copy to [psa@ansi.org](mailto:psa@ansi.org)) to: Same

**ROHVA (Recreational Off-Highway Vehicle Association)****Revision**

BSR/ROHVA 1-201x, Recreational Off-Highway Vehicles (revision of ANSI/ROHVA 1-2011)

This standard establishes minimum requirements for recreational off-highway vehicles (ROVs). The standard addresses design, configuration and performance aspects of ROVs, including, among other items, requirements for accelerator, clutch and gearshift controls; engine controls; lighting; tires; service and parking brake/parking mechanism performance; lateral and pitch stability; occupant handholds; Roll Over Protective Structure (ROPS); Occupant Retention System (ORS); and requirements for safety labels and owner's manual.

Single copy price: \$60.00 USD

Obtain an electronic copy from: [tyager@rohva.org](mailto:tyager@rohva.org)

Order from: Thomas Yager, (949) 300-5366, [tyager@rohva.org](mailto:tyager@rohva.org)

Send comments (with copy to [psa@ansi.org](mailto:psa@ansi.org)) to: Same

**UL (Underwriters Laboratories, Inc.)****New National Adoption**

BSR/UL 62109-1-201x, Standard for Safety of Power Converters for Use in Photovoltaic Power Systems - Part 1: General Requirements (national adoption with modifications of IEC 62109-1)

(1) Recirculation of the First Edition of the UL IEC-based Standard for Safety of Power Converters for Use in Photovoltaic Power Systems - Part 1: General Requirements, UL 62109-1.

Single copy price: Contact comm2000 for pricing and delivery options

Obtain an electronic copy from: <http://www.comm-2000.com>

Order from: comm2000

Send comments (with copy to [psa@ansi.org](mailto:psa@ansi.org)) to: Susan Malohn, (847) 664-1725, [Susan.P.Malohn@ul.com](mailto:Susan.P.Malohn@ul.com)

**UL (Underwriters Laboratories, Inc.)****New Standard**

BSR/UL 827-201X, Standard for Safety for Central-Station Alarm Services (Proposal dated 5-30-14) (new standard)

This recirculation proposal provides modifications to the UL 827 proposed first edition dated 1-10-14.

Single copy price: Contact comm2000 for pricing and delivery options

Obtain an electronic copy from: <http://www.comm-2000.com>

Order from: comm2000

Send comments (with copy to [psa@ansi.org](mailto:psa@ansi.org)) to: Dale Ivery, (919) 549-0989, [Dale.Ivery@ul.com](mailto:Dale.Ivery@ul.com)

**UL (Underwriters Laboratories, Inc.)****New Standard**

BSR/UL 1981-201X, Standard for Safety for Central-Station Automation Systems (Proposal dated 5-30-14) (new standard)

This recirculation proposal provides modifications to the UL 1981 proposed first edition dated 1-10-14.

Single copy price: Contact comm2000 for pricing and delivery options

Obtain an electronic copy from: <http://www.comm-2000.com>

Order from: comm2000

Send comments (with copy to [psa@ansi.org](mailto:psa@ansi.org)) to: Dale Ivery, (919) 549-0989, [Dale.Ivery@ul.com](mailto:Dale.Ivery@ul.com)

**UL (Underwriters Laboratories, Inc.)****Revision**

BSR/UL 1247-201x, Standard for Safety for Diesel Engines for Driving Stationary Fire Pumps (revision of ANSI/UL 1247-2014)

The following changes for UL 1247 are being proposed: (1) Further modifications to signaling criteria and figure 11.1.

Single copy price: Contact comm2000 for pricing and delivery options

Obtain an electronic copy from: <http://www.comm-2000.com>

Order from: comm2000

Send comments (with copy to [psa@ansi.org](mailto:psa@ansi.org)) to: Raymond Suga, (631) 546-2593, [raymond.m.suga@ul.com](mailto:raymond.m.suga@ul.com)

**Comment Deadline: July 29, 2014****ASME (American Society of Mechanical Engineers)****Reaffirmation**

BSR/ASME B18.2.3.6M-1979 (R201x), Metric Heavy Hex Bolts (reaffirmation of ANSI/ASME B18.2.3.6M-1979 (R2006))

This standard covers the complete general and dimensional data for metric heavy hex bolts recognized as "American National Standard."

Single copy price: \$35.00

For Reaffirmations and Withdrawn standards, please view our catalog at <http://www.asme.org/kb/standards>.

Send comments (with copy to [psa@ansi.org](mailto:psa@ansi.org)) to: Calvin Gomez, (212) 591-7021, [gomezcc@asme.org](mailto:gomezcc@asme.org)

**UL (Underwriters Laboratories, Inc.)****New Standard**

BSR/UL 962-201x, Standard for Safety for Household and Commercial Furnishings (new standard)

UL 962 covers motor-operated furniture such as beds and chairs; electrified and non-electrified furniture; non-seasonal electrical decorations such as lava lamps; home office furnishings, study carrels and desks; commercial retail sales displays, kiosks, motorized carpet displays; electrified building components (heated and electro-chromatic windows, bathroom mirrored cabinets); misc. furnishings intended for use in residential or commercial environments; conference room tables and massage tables. UL 962 covers products rated 600 V ac or less.

Single copy price: Contact comm2000 for pricing and delivery options

Obtain an electronic copy from: [www.comm-2000.com](http://www.comm-2000.com)

Order from: comm2000

Send comments (with copy to [psa@ansi.org](mailto:psa@ansi.org)) to: Danielle Tremblay, (919) 549-1309, [Danielle.Tremblay@ul.com](mailto:Danielle.Tremblay@ul.com)

**UL (Underwriters Laboratories, Inc.)****Revision**

BSR/UL 1017-201x, Standard for Safety for Vacuum Cleaners, Blower Cleaners, and Household Floor Finishing Machines (revision of ANSI/UL 1017-2010c)

The proposed 9th edition of Standard for Safety for Vacuum Cleaners, Blower Cleaners, and Household Floor Finishing Machines.

Single copy price: Contact comm2000 for pricing and delivery options

Obtain an electronic copy from: [www.comm-2000.com](http://www.comm-2000.com)

Order from: comm2000

Send comments (with copy to [psa@ansi.org](mailto:psa@ansi.org)) to: Ritu Madan, (847) 664-3297, [ritu.madan@ul.com](mailto:ritu.madan@ul.com)

**Projects Withdrawn from Consideration**

An accredited standards developer may abandon the processing of a proposed new or revised American National Standard or portion thereof if it has followed its accredited procedures. The following projects have been withdrawn accordingly:

**ASTM (ASTM International)**

BSR/ASTM D115-199x, Test Methods for AC Loss Characteristics and Permittivity (Dielectric Constant) of Solid Electrical Insulating Materials (new standard)

**ASTM (ASTM International)**

BSR/ASTM D495-201x, Test Method for High-Voltage, Low-Current, Dry Arc Resistance of Solid Electrical Insulation (new standard)

**ASTM (ASTM International)**

BSR/ASTM D0982-200x, Method of Test for Organic Nitrogen in Paper and Paperboard (new standard)

**ASTM (ASTM International)**

BSR/ASTM D2903-201x, Specification for Crosslinked Chlorinated Polyolefin Heat-Shrinkable Tubing for Electrical Insulation (revision of ANSI/ASTM D2903-2003)

**ASTM (ASTM International)**

BSR/ASTM D3312-2000 (R200x), Test Method for Percent Reactive Monomer In Solventless Varnishes (reaffirmation of ANSI/ASTM D3312-2000)

**ASTM (ASTM International)**

BSR/ASTM D3638-200x, Test Method for Comparative Tracking Index of Electrical Insulating Materials (revision of ANSI/ASTM D3638-93 (R1998))

**ASTM (ASTM International)**

BSR/ASTM D3755-201x, Test Method for Dielectric Breakdown Voltage and Dielectric Strength of Solid Electrical Insulating Materials Under Direct-Voltage Stress (new standard)

**ASTM (ASTM International)**

BSR/ASTM D5032-201x, Practice for Maintaining Constant Relative Humidity by Means of Aqueous Glycerin Solutions (revision of ANSI/ASTM D5032-2003)

**ASTM (ASTM International)**

BSR/ASTM D5423-201x, Specification for Forced-Convection Laboratory Ovens for Evaluation of Electrical Insulation (new standard)

**ASTM (ASTM International)**

BSR/ASTM D6965-200x, Guide for Use in the Evaluation of Thermal Decomposition Products from Electrical Insulating Materials (new standard)

**ASTM (ASTM International)**

BSR/ASTM WK42313-201x, Test Method for Thermal Endurance of Coating Powders Used for Integral Bus Bar Insulation Systems (new standard)

**ASTM (ASTM International)**

BSR/ASTM WK42315-201x, Test Method for Thermal Endurance of Coating Powders Used for Powder Coating Insulation Systems (new standard)

**ASTM (ASTM International)**

BSR/ASTM Z8220Z-200x, Test Method for Refrigerant Extraction of Electrical Insulating Materials (new standard)

**Notice of Withdrawn ANS by an ANSI-Accredited Standards Developer**

In accordance with clause 4.2.1.3.2 Withdrawal by ANSI-Accredited Standards Developer of the ANSI Essential Requirements, the following American National Standards have been withdrawn as an ANS.

**ASTM (ASTM International)**

ANSI/ASTM D229-2009, Test Methods for Rigid Sheet and Plate Materials Used for Electrical Insulation

**ASTM (ASTM International)**

ANSI/ASTM D411-2008, Test Methods for Shellac Used for Electrical Insulation

**ASTM (ASTM International)**

ANSI/ASTM D784-2008, Specification for Orange Shellac and Other Indian Lacs for Electrical Insulation

**ASTM (ASTM International)**

ANSI/ASTM D1168-2008, Test Methods for Hydrocarbon Waxes Used for Electrical Insulation

**ASTM (ASTM International)**

ANSI/ASTM D1389-2007, Test Method for Proof-Voltage Testing of Thin Solid Electrical Insulating Materials

**ASTM (ASTM International)**

ANSI/ASTM D3755-2014, Test Method for Dielectric Breakdown Voltage and Dielectric Strength of Solid Electrical Insulating Materials Under Direct-Voltage Stress

**ASTM (ASTM International)**

ANSI/ASTM D4566-2014, Test Methods for Electrical Performance Properties of Insulations and Jackets for Telecommunications Wire and Cable

**ASTM (ASTM International)**

ANSI/ASTM D4880-2014, Test Method for Salt Water Proofness of Insulating Varnishes over Enamelled Magnet Wire

**ASTM (ASTM International)**

ANSI/ASTM D6053-2014, Test Method for Determination of Volatile Organic Compound (VOC) Content of Electrical Insulating Varnishes

**ASTM (ASTM International)**

ANSI/ASTM F542-2007, Test Method for Exothermic Temperature of Encapsulating Compounds for Electronic and Microelectronic Encapsulation

## Correction

**UL 1650**

The UL 1650 proposal that was listed in the May 23, 2014 issue of Standards Action should have referenced the UL 1650 proposal dated May 30, 2014. The public review for this proposal will end on July 29, 2014.

# Call for Members (ANS Consensus Bodies)

Directly and materially affected parties who are interested in participating as a member of an ANS consensus body for the standards listed below are requested to contact the sponsoring standards developer directly and in a timely manner.

## ASA (ASC S3) (Acoustical Society of America)

**Office:** 1305 Walt Whitman Rd  
Suite 300  
Melville, NY 11747

**Contact:** Susan Blaeser

**Phone:** (631) 390-0215

**Fax:** (631) 390-0217

**E-mail:** sblaeser@aip.org; asastds@aip.org

BSR/ASA S3.55-201x/Part 5/IEC 60318-5:2006 (MOD),  
Electroacoustics - Simulators of Human Head and Ear - Part 5: 2 cm3  
coupler for the measurement of hearing aids and earphones coupled  
to the ear by means of ear inserts (national adoption with  
modifications of IEC 60318-5:2006)

## ASABE (American Society of Agricultural and Biological Engineers)

**Office:** 2950 Niles Road  
St Joseph, MI 49085

**Contact:** Carla VanGilder

**Phone:** (269) 932-7015

**Fax:** (269) 429-3852

**E-mail:** vangilder@asabe.org

BSR/ASAE S422.1 MONYEAR-201x, Mapping Symbols and  
Nomenclature for Erosion and Sediment Control Plans for Land  
Disturbing Activities (revision and redesignation of ANSI/ASAE S422-  
MAR95 (R2005))

## CEA (Consumer Electronics Association)

**Office:** 1919 South Eads Street  
Arlington, VA 22202

**Contact:** Veronica Lancaster

**Phone:** (703) 907-7697

**Fax:** (703) 907-4197

**E-mail:** vlancaster@ce.org; dwilson@ce.org

BSR/CEA 2047-201x, CE Energy Usage Information (CE-EUI) (new  
standard)

## DMSC, Inc. (Dimensional Metrology Standards Consortium, Inc.)

**Office:** 1350 SW Alsbury Blvd., #514  
Burleson, TX 76028-9219

**Contact:** Bailey Squier

**Phone:** (817) 461-1092

**Fax:** (682) 224-6201

**E-mail:** bsquier@dmis.org

BSR/DMSC QIF Part 3-201x, Quality Information Framework - Complete  
and Accurate Model Based Definition (CAMBD) information model  
and XML schema files v2.0 (new standard)

BSR/DMSC QIF Part 5-201x, Quality Information Framework - QIF-  
Resources information model and XML schema files v2.0 (new  
standard)

BSR/DMSC QIF Part 6-201x, Quality Information Framework - QIF-  
Rules information model and XML schema files v2.0 (new standard)

BSR/DMSC QIF Part 8-201x, Quality Information Framework - QIF-  
Statistics information model and XML schema files v2.0 (new  
standard)

BSR/QIF Part 4-2014, Quality Information Framework -QIF-Plans  
information model and XML schema files v2.0 (revision and  
redesignation of ANSI/DMSC QIF 1.0, Part 3, v1.0-2013)

BSR/QIF Part 1-2014, and BSR/QIF Part 2-2014, Quality Information  
Framework - QIF Library information model and XML schema files  
v2.0 (revision and redesignation of ANSI/DMSC QIF Part 1, v1.0 and  
DMSC-QIF 1.0, Part 2, v1.0-2013)

## ECA (Electronic Components Association)

**Office:** 2214 Rock Hill Road  
Suite 170  
Herndon, VA 20170-4212

**Contact:** Laura Donohoe

**Phone:** (571) 323-0294

**Fax:** (571) 323-0245

**E-mail:** ldonohoe@eciaonline.org

BSR/EIA 60115-9 e. 1.0, Fixed Resistors for Use in Electronic  
Equipment - Part 9: Sectional specification: Fixed surface mount  
resistor networks with individually measurable resistors (identical  
national adoption of IEC 60115-9 {ed.1.0})

## NEMA (ASC C136) (National Electrical Manufacturers Association)

**Office:** 1300 North 17th Street  
Suite 1752  
Rosslyn, VA 22209

**Contact:** Megan Hayes

**Phone:** (703) 841-3285

**Fax:** (703) 841-3385

**E-mail:** megan.hayes@nema.org

BSR C136.40-201x, Roadway and Area Lighting - Solar Lighting  
Systems (revision of ANSI C136.40-2011)

## TAPPI (Technical Association of the Pulp and Paper Industry)

**Office:** 15 Technology Parkway South  
Peachtree Corners, GA 30092

**Contact:** Charles Bohanan

**Phone:** (770) 209-7276

**Fax:** (770) 446-6947

**E-mail:** standards@tappi.org

BSR/TAPPI T 1012 om-201x, Moisture content of fiber glass mats  
(revision of ANSI/TAPPI T 1012 om-2010)



# Final Actions on American National Standards

The standards actions listed below have been approved by the ANSI Board of Standards Review (BSR) or by an ANSI-Audited Designator, as applicable.

## ASME (American Society of Mechanical Engineers)

### Revision

ANSI/ASME B30.10-2014, Hooks (revision of ANSI/ASME B30.10-2009): 5/23/2014

## AWWA (American Water Works Association)

### Revision

ANSI/AWWA C520-2014, Knife Gate Valves, Sizes 2 In. (50 mm) Through 96 In. (2,400 mm) (revision of ANSI/AWWA C520-2010): 5/23/2014

## CRSI (Concrete Reinforcing Steel Institute)

### New Standard

\* ANSI/CRSI RB4-2014, Supports for Reinforcement Used in Concrete (new standard): 5/22/2014

## HL7 (Health Level Seven)

### New Standard

ANSI/HL7 V3 SECPRONT, R1-2014, HL7 Version 3 Standard: Security and Privacy Ontology, Release 1 (new standard): 5/23/2014

## ISEA (International Safety Equipment Association)

### Revision

ANSI/ISEA Z89.1-2014, Industrial Head Protection (revision of ANSI/ISEA Z89.1-2009): 5/15/2014

## ITI (INCITS) (InterNational Committee for Information Technology Standards)

### New National Adoption

INCITS/ISO/IEC 11179-3:2014, Information technology - Metadata registries (MDR) - Part 3: Registry metamodel and basic attributes (identical national adoption of ISO/IEC 11179-3:2013 and revision of INCITS/ISO/IEC 11179-3:2003 [R2013]): 5/23/2014

INCITS/ISO/IEC 15944-10:2014, Information technology - Business Operational View - Part 10: IT-enabled coded domains as semantic components in business transactions (identical national adoption of ISO/IEC 15944-10:2013): 5/23/2014

INCITS/ISO/IEC 19775-1:2014, Information technology - Computer graphics, image processing and environmental data representation - Extensible 3D (X3D) - Part 1: Architecture and base components (identical national adoption of ISO/IEC 19775-1:2013 and revision of INCITS/ISO/IEC 19775-1-2008 [R2013]): 5/23/2014

INCITS/ISO/IEC 19784-2:2007/Cor 2:2014, Information technology - Biometric application programming interface - Part 2: Biometric archive function provider interface - Technical Corrigendum 2 (identical national adoption of ISO/IEC 19784-2:2007/Cor 2:2013): 5/23/2014

INCITS/ISO/IEC 19785-4:2010/Cor 1:2014, Information technology - Common Biometric Exchange Formats Framework - Part 4: Security block format specifications - Technical Corrigendum 1 (identical national adoption of ISO/IEC 19785-4:2010/Cor 1:2013): 5/23/2014

INCITS/ISO/IEC 19794-2:2011/Amd 1:2014, Information technology - Biometric data interchange formats - Part 2: Finger minutiae data - Amendment 1: Conformance testing methodology and clarification of defects (identical national adoption of ISO/IEC 19794-2:2011/Amd 1:2013): 5/23/2014

INCITS/ISO/IEC 19794-2:2011/Cor 1:2014, Information technology - Biometric data interchange formats - Part 2: Finger minutiae data - Technical Corrigendum 1 (identical national adoption of ISO/IEC 19794-2:2011/Cor 1:2012): 5/23/2014

INCITS/ISO/IEC 19794-4:2011/Amd 1:2014, Information technology - Biometric data interchange formats - Part 4: Finger image data - Amendment 1: Conformance testing methodology and clarification of defects (identical national adoption of ISO/IEC 19794-4:2011/Amd 1:2013): 5/23/2014

INCITS/ISO/IEC 19794-4:2011/Cor 1:2014, Information technology - Biometric data interchange formats - Part 4: Finger image data - Technical Corrigendum 1 (identical national adoption of ISO/IEC 19794-4:2011/Cor 1:2012): 5/23/2014

INCITS/ISO/IEC 19794-6:2011/Cor 1:2014, Information technology - Biometric data interchange formats - Part 6: Iris image data - Technical Corrigendum 1 (identical national adoption of ISO/IEC 19794-6:2011/Cor 1:2012): 5/23/2014

INCITS/ISO/IEC 29109-1:2009/Cor 1:2014, Information technology - Conformance testing methodology for biometric data interchange formats defined in ISO/IEC 19794 - Part 1: Generalized conformance testing methodology - Technical Corrigendum 1 (identical national adoption of ISO/IEC 29109-1:2009/Cor 1:2010): 5/23/2014

INCITS/ISO/IEC 29182-1:2014, Information technology - Sensor networks: Sensor Network Reference Architecture (SNRA) - Part 1: General overview and requirements (identical national adoption of ISO/IEC 29182-1:2013): 5/23/2014

INCITS/ISO/IEC 29182-2:2014, Information technology - Sensor networks: Sensor Network Reference Architecture (SNRA) - Part 2: Vocabulary and terminology (identical national adoption of ISO/IEC 29182-2:2013): 5/23/2014

INCITS/ISO/IEC 29182-4:2014, Information technology - Sensor networks: Sensor Network Reference Architecture (SNRA) - Part 4: Entity models (identical national adoption of ISO/IEC 29182-4:2013): 5/23/2014

INCITS/ISO/IEC 29182-5:2014, Information technology - Sensor networks: Sensor Network Reference Architecture (SNRA) - Part 5: Interface definitions (identical national adoption of ISO/IEC 29182-5:2013): 5/23/2014

INCITS/ISO/IEC 9973:2014, Information technology - Computer graphics, image processing and environmental data representation - Procedures for registration of items (identical national adoption of ISO/IEC 9973:2013 and revision of INCITS/ISO/IEC 9973:2006 [R2013]): 5/23/2014

INCITS/ISO/IEC 17826:2014, Information technology - Cloud Data Management Interface (CDMI) (identical national adoption of ISO/IEC 17826:2012): 5/23/2014

INCITS/ISO/IEC 17963:2014, Web Services for Management (WS-Management) Specification (identical national adoption of ISO/IEC 17963:2013): 5/23/2014

INCITS/ISO/IEC 20005:2014, Information technology - Sensor networks - Services and interfaces supporting collaborative information processing in intelligent sensor networks (identical national adoption of ISO/IEC 20005:2013): 5/23/2014

INCITS/ISO/IEC 29361:2014, Information technology - Web Services Interoperability - WS-I Basic Profile Version 1.1 (identical national adoption of ISO/IEC 29361:2008): 5/23/2014

#### **Supplement**

INCITS 478-2011/AM1-2014, Information technology - Serial Attached SCSI - 2.1 (SAS-2.1) - Amendment 1 (supplement to ANSI INCITS 478-2011): 5/22/2014

### **NEMA (ASC C12) (National Electrical Manufacturers Association)**

#### **Reaffirmation**

ANSI C12.11-2006 (R2014), Standard for Instrument Transformers for Revenue Metering 10kV BIL through 350 kV BIL (0.6 kV NSV through 69 kV NSV) (reaffirmation of ANSI C12.11-2006): 5/27/2014

### **NGWA (National Ground Water Association)**

#### **New Standard**

- \* ANSI/NGWA 01-2014, NGWA Water Well Construction Standard (new standard): 5/15/2014

### **NSF (NSF International)**

#### **Revision**

- \* ANSI/NSF 50-2014 (i78r5), Equipment for swimming pools, spas, hot tubs, and other recreational water facilities (revision of ANSI/NSF 50-2012): 5/22/2014

### **TIA (Telecommunications Industry Association)**

#### **New National Adoption**

ANSI/TIA 455-122-B-2014, FOTP-122 Adopt IEC 60793-1-48: Measurement Methods and Test Procedures - Polarization Mode Dispersion (identical national adoption of IEC 60793-1-48): 5/21/2014

### **UL (Underwriters Laboratories, Inc.)**

#### **New Standard**

ANSI/UL 2162-2014, Standard for Safety for Commercial Wood-Fired Baking Ovens - Refractory Type (new standard): 5/23/2014

#### **Revision**

ANSI/UL 123-2014, Standard for Safety for Oxy-Fuel Gas Torches (revision of ANSI/UL 123-2010): 5/23/2014

ANSI/UL 498A-2014, Standard for Safety for Current Taps and Adapters (revision of ANSI/UL 498A-2013): 5/23/2014

ANSI/UL 778-2014, Standard for Safety for Motor-Operated Water Pumps (revision of ANSI/UL 778-2012a): 5/23/2014

ANSI/UL 778-2014a, Standard for Safety for Motor-Operated Water Pumps (revision of ANSI/UL 778-2011a): 5/23/2014

ANSI/UL 778-2014b, Standard for Safety for Motor-Operated Water Pumps (revision of ANSI/UL 778-2012a): 5/23/2014

ANSI/UL 1310-2014, Standard for Safety for Class 2 Power Units (Proposal dated 1-24-14) (revision of ANSI/UL 1310-2013): 5/28/2014

ANSI/UL 1703-2014, Standard for Flat-Plate Photovoltaic Modules and Panels (revision of ANSI/UL 1703-2013): 5/20/2014

ANSI/UL 1703-2014a, Standard for Flat-Plate Photovoltaic Modules and Panels (revision of ANSI/UL 1703-2013): 5/20/2014

ANSI/UL 1703-2014b, Standard for Flat-Plate Photovoltaic Modules and Panels (revision of ANSI/UL 1703-2013): 5/20/2014

- \* ANSI/UL 2388-2014b, Standard for Safety for Flexible Lighting Products (revision of ANSI/UL 2388-2009): 5/19/2014

- \* ANSI/UL 8750-2014, Standard for Safety for Light Emitting Diode (LED) Equipment for Use in Lighting Products (revision of ANSI/UL 8750-2013c): 5/22/2014

# Project Initiation Notification System (PINS)

ANSI Procedures require notification of ANSI by ANSI-accredited standards developers (ASD) of the initiation and scope of activities expected to result in new or revised American National Standards (ANS). Early notification of activity intended to reaffirm or withdraw an ANS and in some instances a PINS related to a national adoption is optional. The mechanism by which such notification is given is referred to as the PINS process. For additional information, see clause 2.4 of the ANSI Essential Requirements: Due Process Requirements for American National Standards.

Following is a list of proposed actions and new ANS that have been received recently from ASDs. Please also review the section in Standards Action entitled "American National Standards Maintained Under Continuous Maintenance" for additional or comparable information with regard to standards maintained under the continuous maintenance option. To view information about additional standards for which a PINS has been submitted and to search approved ANS, please visit [www.NSSN.org](http://www.NSSN.org), which is a database of standards information. Note that this database is not exhaustive.

Directly and materially affected interests wishing to receive more information or to submit comments are requested to contact the standards developer directly within 30 days of the publication of this announcement.

## AHAM (Association of Home Appliance Manufacturers)

**Office:** 1111 19th Street N.W.  
Suite 402  
Washington, DC 20036

**Contact:** *Matthew Williams*

**Fax:** (202) 872-9354

**E-mail:** [mwilliams@aham.org](mailto:mwilliams@aham.org)

\* BSR/AHAM DW-1-201x, Household Electric Dishwashers (revision of ANSI/AHAM DW-1-2010)

Stakeholders: Producers, users, general interest.

Project Need: Revision to current version.

This standard includes definitions, methods for testing and evaluating dishwasher cleaning performance, a reference to testing for safety and methods of testing, and recommended levels for inlet and drain tubing of household electric dishwashers of the types indicated. The standard also includes requirements for the dishwasher drain connection to a food waste disposer and references to energy and water consumption measurement methods.

## ASABE (American Society of Agricultural and Biological Engineers)

**Office:** 2950 Niles Road  
St Joseph, MI 49085

**Contact:** *Carla VanGilder*

**Fax:** (269) 429-3852

**E-mail:** [vangilder@asabe.org](mailto:vangilder@asabe.org)

BSR/ASAE S422.1-MONYEAR-201x, Mapping Symbols and Nomenclature for Erosion and Sediment Control Plans for Land Disturbing Activities (revision and redesignation of ANSI/ASAE S422-MAR95 (R2005))

Stakeholders: The current audience for this standard is the group of state Erosion and Sediment Control program managers.

Project Need: Most states have Erosion and Sediment Control guidance documents that use some subset of the practices, abbreviations, and symbols from the standard. One state was found to explicitly reference ASAE S422. Responsible ASABE committee determined the standard should be updated to maintain its relevance. Additional mapping abbreviation and symbols and updated control practices in use will be added.

Establish list of standard mapping symbols for use in erosion and sediment control plan development. Facilitate use and review of such plans by contractors and other professionals. Nomenclature facet complements the mapping symbol development. Does not restrict creation of additional symbols as required for practices not included. Standard does not imply that these practices are suitable for erosion or sediment control in any or all applications. Symbols are intended only to facilitate communications. Symbols must be legible. Size of the symbol is at the discretion of the user. Symbols not intended to be used in lieu of other construction information and details.

**ASTM (ASTM International)**

**Office:** 100 Barr Harbor Drive  
West Conshohocken, PA 19428-2959

**Contact:** Corice Leonard

**Fax:** (610) 834-3683

**E-mail:** cleonard@astm.org; accreditation@astm.org

BSR/ASTM WK46151-201x, New Test Method for a Laboratory Evaluation of Capture and Containment and Turn-Down Performance of Commercial Kitchen Demand Controlled Ventilation System (new standard)

Stakeholders: Commercial Kitchen Ventilation industry.

Project Need: To evaluate a Demand Controlled Ventilation system for response to cooking challenges from medium and heavy-duty appliance lines with 3 types of cooking sequences.

<http://www.astm.org/DATABASE.CART/WORKITEMS/WK46151.htm>

BSR/ASTM WK46161-201x, New Specification for Standard Specification for Unleaded Aviation Gasoline Test Fuel (new standard)

Stakeholders: Aviation Gasoline industry.

Project Need: This guide provides procedures to develop data for use in research reports for new aviation gasolines, or new aviation gasoline additives.

<http://www.astm.org/DATABASE.CART/WORKITEMS/WK46161.htm>

**AWS (American Welding Society)**

**Office:** 8669 NW 36 Street  
#130  
Miami, FL 33166

**Contact:** Jennifer Rosario

**Fax:** (305) 443-5951

**E-mail:** jrosario@aws.org

BSR/AWS/NAVSEA B2.1-8-308-201x, Standard Welding Procedure Specification for Naval Applications (SWPS-N) for Gas Tungsten Arc Welding of Austenitic Stainless Steel (S-8), 1/8 inch [3 mm] through 1-1/2 inch [38 mm] Thick, MIL-3XX, in the As-Welded Condition, Primarily Plate and Structural Naval Applications (new standard)

Stakeholders: Navy, manufacturers, welders, engineers, and CWIs.

Project Need: Need for pretested welding procedures that satisfy the technical requirements for the commonly used construction codes and specifications.

This standard contains the essential welding variables for austenitic stainless steel in the thickness range of 1/8 inch [3 mm] through 1-1/2 inch [38 mm], using manual gas tungsten arc welding. It cites the base metals and operating conditions necessary to make the weldment, the filler metal specifications, and joint designs for fillet welds, partial-penetration groove welds, full-penetration groove welds with and without backing, and joints welded from both sides.

BSR/AWS/NAVSEA B2.1-8-318-201X, Standard Welding Procedure Specification for Naval Applications (SWPS-N) for Gas Tungsten Arc Welding of Austenitic Stainless Steel (S-8), 1/8 inch [3 mm] through 1-1/2 inch [38 mm] Thick, MIL-3XX, in the As-Welded Condition, Primarily Pipe for Naval Applications (new standard)

Stakeholders: Navy, manufacturers, welders, engineers, and CWIs.

Project Need: Need for pretested welding procedures that satisfy the technical requirements for the commonly used construction codes and specifications.

This standard contains the essential welding variables for austenitic stainless steel in the thickness range of 1/8 inch [3 mm] through 1-1/2 inch [38 mm], using manual gas tungsten arc welding. It cites the base metals and operating conditions necessary to make the weldment, the filler metal specifications, and joint designs for fillet welds, partial-penetration groove welds, full-penetration groove welds with and without backing, and joints welded from both sides.

**DMSC, Inc. (Dimensional Metrology Standards Consortium, Inc.)**

**Office:** 1350 SW Alsbury Blvd., #514  
Burleson, TX 76028-9219

**Contact:** Bailey Squier

**Fax:** (682) 224-6201

**E-mail:** bsquier@dmis.org

BSR/DMSC QIF Part 3-201x, Quality Information Framework - Complete and Accurate Model Based Definition (CAMBD) information model and XML schema files v2.0 (new standard)

Stakeholders: Every manufacturing industry that uses computer-aided quality systems for product design, dimensional measurement planning, measurement execution, and results analysis.

Project Need: A complete and accurate 3D product definition with semantic product manufacturing information (PMI) providing a cost effective exchange is needed to satisfy many CAD-to-model-based metrology use cases.

The standard contains a set of XML schemas and documentation to facilitate the representation and exchange of 3D model based product definition including semantic PMI. CA MBD includes: 3D geometry and topology representation, semantic PMI representation, and metrological features, and characteristic representation.

BSR/DMSC QIF Part 5-201x, Quality Information Framework - QIF-Resources information model and XML schema files v2.0 (new standard)

Stakeholders: Every manufacturing industry that uses computer-aided quality systems for product design, dimensional measurement planning, measurement execution and results analysis.

Project Need: Effortless transfer of data describing measurement resources from any user's software or data base to any vendor's planning software.

The standard is an information model that can be used to describe resources, both hardware and software, used in manufacturing quality measurement. The resource descriptions can be used to prescribe required resources, or to describe resources used, for inspection of products. The standard also contains XML schema files that implement the information model and that describe the format for exchange files.

BSR/DMSC QIF Part 6-201x, Quality Information Framework - QIF-Rules information model and XML schema files v2.0 (new standard)

Stakeholders: Every manufacturing industry that uses computer-aided quality systems for product design, dimensional measurement planning, measurement execution and results analysis.

Project Need: Effortless transfer of required measurement practices from any user's software or data base and to any vendor's planning software.

The standard describes an information model used to specify required measurement practices to be used in manufacturing dimensional metrology. The standard also contains XML schema files that implement the information model and that describe the format for rules exchange data packages.

BSR/DMSC QIF Part 7-2014, Quality Information Framework - QIF- Results information model and XML schema files v2.0 (revision and redesignation of ANSI/DMSC QIF 1.0, Part 4, v1.0-2013)

Stakeholders: Every manufacturing industry that uses computer-aided quality systems for product design, measurement planning, measurement execution, and results analysis.

Project Need: Effortless transfer of measurement results data from any vendor's dimensional measurement equipment to display and/or analysis applications.

Format for quality measurements of dimensional and non-dimensional entities, including numerical and non-numerical quantities.

Measurement results include raw measurement values, and derived results. Results also include description of the algorithmic means for calculating derived results. Nominal target values are included to allow reanalysis. Traceability information including shift, equipment operator's name, the ID and feature of the item measure, date and time of the measurement, etc.

BSR/DMSC QIF Part 8-201x, Quality Information Framework - QIF- Statistics information model and XML schema files v2.0 (new standard)

Stakeholders: Every manufacturing industry that uses computer-aided quality systems for product design, measurement planning, measurement execution, and results analysis.

Project Need: Effortless transfer of multiple-part measurement results data within manufacturing computer-aided quality systems.

XML format for quality-measurement statistical data of dimensional and non-dimensional entities, including numerical and non-numerical quantities. QIF-Statistics includes references to raw measurement results, traceability, plans and model information. It includes summary statistical values (capability, standard deviation, maximum, minimum, etc.), description of the control and sampling plan, corrective action plan against multiple quality study types (e.g., capability, production, gage R&R).

BSR/QIF Part 4-2014, Quality Information Framework - QIF-Plans information model and XML schema files v2.0 (revision and redesignation of ANSI/DMSC QIF 1.0, Part 3, v1.0-2013)

Stakeholders: Every manufacturing industry that uses computer-aided quality systems for product design, dimensional measurement planning, measurement execution, and results analysis.

Project Need: Effortless transfer of dimensional measurement plans data from any vendor's planning software to execution applications.

The scope is all information required to generate part measurement programs on any quality-measurement device. Plans include: dimensional part information, e.g., geometric features, measurement features, dimensions, and tolerances; part characteristics; nominals and tolerances; CAD entity relationships; measurement rules; and work instructions.

BSR/QIF Part 1-2014, and BSR/QIF Part 2-2014, Quality Information Framework - QIF Library information model and XML schema files v2.0 (revision and redesignation of ANSI/DMSC QIF Part 1, v1.0 and DMSC-QIF 1.0, Part 2, v1.0-2013)

Stakeholders: Every manufacturing industry that uses computer-aided quality systems for product design, measurement planning, measurement execution, and results analysis.

Project Need: To provide effortless exchange of manufacturing measurement information among computer-aided quality processes using a standard format.

QIF is a suite of interface specifications defining quality-measurement information to, from, and within Computer-Aided Quality (CAQ) systems. The QIF Library contains data elements common to the major QIF application areas of Model Based Design, Plans, Resources, Rules, Results, and Statistics. It includes geometric dimension and tolerance information, including measurement nominals, tolerances, geometric features, geometric dimensions, and quality control frames.

#### **SDI (ASC A250) (Steel Door Institute)**

**Office:** 30200 Detroit Road  
Westlake, OH 44145

**Contact:** Linda Hamill

**Fax:** (440) 892-1404

**E-mail:** leh@wherryassoc.com

BSR A250.6-201x, Recommended Practice for Hardware Reinforcing on Standard Steel Doors and Frames (revision of ANSI A250.6-2003 (R2009))

Stakeholders: Users and prospective users of standard steel doors, frames, and hardware.

Project Need: Revise and update current standard.

The intention of this publication is to furnish users and prospective users of standard steel doors and frames with practical information regarding design methods for reinforcing and recommended practices for properly filed preparation for builders' hardware

#### **TAPPI (Technical Association of the Pulp and Paper Industry)**

**Office:** 15 Technology Parkway South  
Peachtree Corners, GA 30092

**Contact:** Charles Bohanan

**Fax:** (770) 446-6947

**E-mail:** standards@tappi.org

BSR/TAPPI T 1012 om-201x, Moisture content of fiber glass mats (revision of ANSI/TAPPI T 1012 om-2010)

Stakeholders: Manufacturers of pulp, paper, packaging, or related products; consumers or converters of such products; and suppliers of equipment, supplies, or raw materials for the manufacture of such products.

Project Need: To conduct required five-year review of an existing TAPPI standard in order to revise it if needed to address new technology or correct errors.

This method covers the determination of the moisture content of fiber glass mat.

#### **UL (Underwriters Laboratories, Inc.)**

**Office:** 12 Laboratory Drive  
Research Triangle Park, NC 27709

**Contact:** Danielle Tremblay

**E-mail:** Danielle.Tremblay@ul.com

BSR/UL 2040-201x, Standard for Safety for Folding Rollaway Tables (new standard)

Stakeholders: Manufacturers of folding rollaway tables, Supply chain, and AHJ.

Project Need: To obtain first-time ANSI approval.

These requirements apply to folding rollaway tables. They may have integral benches or stool seating. This does not apply to any electrical circuitry integral to or provided with these. The requirements covering the intended electrical product to be used with these tables shall be applicable to any electrical circuits in the table. Electrical devices shall comply with the requirements for such devices. A product that contains features, characteristics, components or systems different from those covered by the requirements in this standard, and that involves a risk of fire, electric shock, or injury shall be evaluated to appropriate component and end-product requirements.

# American National Standards Maintained Under Continuous Maintenance

The ANSI Essential Requirements: Due Process Requirements for American National Standards provides two options for the maintenance of American National Standards (ANS): periodic maintenance (see clause 4.7.1) and continuous maintenance (see clause 4.7.2). Continuous maintenance is defined as follows:

The standard shall be maintained by an accredited standards developer. A documented program for periodic publication of revisions shall be established by the standards developer. Processing of these revisions shall be in accordance with these procedures. The published standard shall include a clear statement of the intent to consider requests for change and information on the submittal of such requests. Procedures shall be established for timely, documented consensus action on each request for change and no portion of the standard shall be excluded from the revision process. In the event that no revisions are issued for a period of four years, action to reaffirm or withdraw the standard shall be taken in accordance with the procedures contained in the ANSI Essential Requirements.

The Executive Standards Council (ExSC) has determined that for standards maintained under the Continuous Maintenance option, separate PINS announcements are not required. The following ANSI Accredited Standards Developers have formally registered standards under the Continuous Maintenance option.

- AAMI (Association for the Advancement of Medical Instrumentation)
- AAMVA (American Association of Motor Vehicle Administrators)
- AGA (American Gas Association)
- AGSC (Auto Glass Safety Council)
- ASC X9 (Accredited Standards Committee X9, Incorporated)
- ASHRAE (American Society of Heating, Refrigerating and Air-Conditioning Engineers, Inc.)
- ASME (American Society of Mechanical Engineers)
- ASTM (ASTM International)
- GBI (The Green Building Initiative)
- GEIA (Greenguard Environmental Institute)
- HL7 (Health Level Seven)
- IESNA (The Illuminating Engineering Society of North America)
- MHI (ASC MH10) (Material Handling Industry)
- NAHBRC (NAHB Research Center, Inc.)
- NBBPVI (National Board of Boiler and Pressure Vessel Inspectors)
- NCPDP (National Council for Prescription Drug Programs)
- NISO (National Information Standards Organization)
- NSF (NSF International)
- PRCA (Professional Ropes Course Association)
- RESNET (Residential Energy Services Network)
- TIA (Telecommunications Industry Association)
- UL (Underwriters Laboratories, Inc.)

To obtain additional information with regard to these standards, including contact information at the ANSI Accredited Standards Developer, please visit *ANSI Online* at [www.ansi.org/asd](http://www.ansi.org/asd), select "Standards Activities," click on "Public Review and Comment" and "American National Standards Maintained Under Continuous Maintenance." This information is also available directly at [www.ansi.org/publicreview](http://www.ansi.org/publicreview).

Alternatively, you may contact the Procedures & Standards Administration department (PSA) at [psa@ansi.org](mailto:psa@ansi.org) or via fax at 212-840-2298. If you request that information be provided via E-mail, please include your E-mail address; if you request that information be provided via fax, please include your fax number. Thank you.

## ANSI-Accredited Standards Developers Contact Information

The addresses listed in this section are to be used in conjunction with standards listed in PINS, Call for Comment and Final Actions. This section is a list of developers who have submitted standards for this issue of *Standards Action* – it is not intended to be a list of all ANSI-Accredited Standards Developers. Please send all address corrections to Standards Action Editor at [standact@ansi.org](mailto:standact@ansi.org).

<p><b>ACCA</b> Air Conditioning Contractors of America 2800 Shirlington Road Suite 300 Arlington, VA 22206 Phone: (202) 251-3835 Fax: (703) 575-9147 Web: <a href="http://www.acca.org">www.acca.org</a></p>	<p><b>AWS</b> American Welding Society 8669 NW 36 Street #130 Miami, FL 33166 Phone: (800) 443-9353 Fax: (305) 443-5951 Web: <a href="http://www.aws.org">www.aws.org</a></p>	<p><b>IAPMO (ASC Z124)</b> International Association of Plumbing &amp; Mechanical Officials 5001 East Philadelphia Street Ontario, CA 91761-2816 Phone: (909) 472-4106 Fax: (909) 472-4150 Web: <a href="http://www.iapmort.org">www.iapmort.org</a></p>	<p><b>NGWA</b> National Ground Water Association 601 Dempsey Road Westerville, 43081-8978 Phone: (614) 898-7791 x511 Fax: (614) 898-7786 Web: <a href="http://www.ngwa.org">www.ngwa.org</a></p>
<p><b>AHAM</b> Association of Home Appliance Manufacturers 1111 19th Street N.W. Suite 402 Washington, DC 20036 Phone: (202) 872-5955 x317 Fax: (202) 872-9354 Web: <a href="http://www.aham.org">www.aham.org</a></p>	<p><b>AWWA</b> American Water Works Association 6666 W. Quincy Ave. Denver, CO 80235 Phone: (303) 347-6178 Fax: (303) 795-7603 Web: <a href="http://www.awwa.org">www.awwa.org</a></p>	<p><b>ICC</b> International Code Council 4051 West Flossmoor Road Country Club Hills, IL 60478-5795 Phone: (888) 422-7233 Fax: (708) 799-0320 Web: <a href="http://www.iccsafe.org">www.iccsafe.org</a></p>	<p><b>NSF</b> NSF International 789 N. Dixboro Road Ann Arbor, MI 48105 Phone: (734) 827-6819 Fax: (734) 827-7875 Web: <a href="http://www.nsf.org">www.nsf.org</a></p>
<p><b>ASA (ASC S12)</b> Acoustical Society of America 1305 Walt Whitman Rd Suite 300 Melville, NY 11747 Phone: (631) 390-0215 Fax: (631) 390-0217 Web: <a href="http://www.acousticalsociety.org">www.acousticalsociety.org</a></p>	<p><b>CEA</b> Consumer Electronics Association 1919 South Eads Street Arlington, VA 22202 Phone: (703) 907-7697 Fax: (703) 907-4197 Web: <a href="http://www.ce.org">www.ce.org</a></p>	<p><b>ISEA</b> International Safety Equipment Association 1901 North Moore Street Suite 808 Arlington, VA 22209 Phone: (703) 525-1695 Fax: (703) 525-1698 Web: <a href="http://www.safetysafetyequipment.org">www.safetysafetyequipment.org</a></p>	<p><b>OPEI</b> Outdoor Power Equipment Institute 341 South Patrick Street Alexandria, VA 22314 Phone: (703) 549-7600 Fax: (703) 549-7604 Web: <a href="http://www.opei.org">www.opei.org</a></p>
<p><b>ASABE</b> American Society of Agricultural and Biological Engineers 2950 Niles Road St Joseph, MI 49085 Phone: (269) 932-7015 Fax: (269) 429-3852 Web: <a href="http://www.asabe.org">www.asabe.org</a></p>	<p><b>CRSI</b> Concrete Reinforcing Steel Institute 933 North Plum Grove Road Schaumburg, IL 60173 Phone: (856) 264-3851 Web: <a href="http://www.crsi.org">www.crsi.org</a></p>	<p><b>ITI (INCITS)</b> InterNational Committee for Information Technology Standards 1101 K Street NW Suite 610 Washington, DC 20005-3922 Phone: (202) 626-5743 Fax: (202) 638-4922 Web: <a href="http://www.incits.org">www.incits.org</a></p>	<p><b>ROHVA</b> Recreational Off-Highway Vehicle Association 2 Jenner Street Suite 150 Irvine, CA 92618 Phone: (949) 255-2560 Fax: (949) 727-4216</p>
<p><b>ASME</b> American Society of Mechanical Engineers Two Park Avenue New York, NY 10016 Phone: (212) 591-8521 Fax: (212) 591-8501 Web: <a href="http://www.asme.org">www.asme.org</a></p>	<p><b>DMSC, Inc.</b> Dimensional Metrology Standards Consortium, Inc. 1350 SW Alsbury Blvd., #514 Burlleson, TX 76028-9219 Phone: (817) 461-1092 Fax: (682) 224-6201 Web: <a href="http://www.dmis.org">www.dmis.org</a></p>	<p><b>NCPDP</b> National Council for Prescription Drug Programs 9240 East Raintree Drive Scottsdale, AZ 85260 Phone: (512) 291-1356 Fax: (480) 767-1042 Web: <a href="http://www.ncpdp.org">www.ncpdp.org</a></p>	<p><b>SDI (ASC A250)</b> Steel Door Institute 30200 Detroit Road Westlake, OH 44145 Phone: (440) 899-0010 Fax: (440) 892-1404 Web: <a href="http://www.wherryassocsteeldoor.org">www.wherryassocsteeldoor.org</a></p>
<p><b>ASTM</b> ASTM International 100 Barr Harbor Drive West Conshohocken, PA 19428-2959 Phone: (610) 832-9744 Fax: (610) 834-3683 Web: <a href="http://www.astm.org">www.astm.org</a></p>	<p><b>ECA</b> Electronic Components Association 2214 Rock Hill Road Suite 170 Herndon, VA 20170-4212 Phone: (571) 323-0294 Fax: (571) 323-0245 Web: <a href="http://www.eciaonline.org">www.eciaonline.org</a></p>	<p><b>NEMA (ASC C12)</b> National Electrical Manufacturers Association 1300 North 17th Street Suite 900 Rosslyn, VA 22209 Phone: (703) 841-3227 Fax: (703) 841-3327 Web: <a href="http://www.nema.org">www.nema.org</a></p>	<p><b>TAPPI</b> Technical Association of the Pulp and Paper Industry 15 Technology Parkway South Peachtree Corners, GA 30092 Phone: (770) 209-7276 Fax: (770) 446-6947 Web: <a href="http://www.tappi.org">www.tappi.org</a></p>
<p><b>ATIS</b> Alliance for Telecommunications Industry Solutions 1200 G Street, NW Suite 500 Washington, DC 20005 Phone: (202) 434-8841 Fax: (202) 347-7125 Web: <a href="http://www.atis.org">www.atis.org</a></p>	<p><b>EOS/ESD</b> ESD Association 7900 Turin Rd., Bldg. 3 Rome, NY 13440 Phone: (315) 339-6937 Fax: (315) 339-6793 Web: <a href="http://www.esda.org">www.esda.org</a></p>	<p><b>NEMA (Canvass)</b> National Electrical Manufacturers Association 1300 North 17th Street Suite 1752 Rosslyn, VA 22209 Phone: (703) 841-3285 Fax: (703) 841-3385 Web: <a href="http://www.nema.org">www.nema.org</a></p>	<p><b>TIA</b> Telecommunications Industry Association 1320 North Courthouse Road Suite 200 Arlington, VA 22201 Phone: (703) 907-7706 Fax: (703) 907-7727 Web: <a href="http://www.tiaonline.org">www.tiaonline.org</a></p>
	<p><b>HL7</b> Health Level Seven 3300 Washtenaw Avenue Suite 227 Ann Arbor, MI 48104 Phone: (734) 677-7777 Ext 104 Fax: (734) 677-6622 Web: <a href="http://www.hl7.org">www.hl7.org</a></p>		<p><b>UL</b> Underwriters Laboratories, Inc. 12 Laboratory Drive Research Triangle Park, NC 27709 Phone: (919) 549-1309 Web: <a href="http://www.ul.com">www.ul.com</a></p>

## **Announcement of Proposed Procedural Revisions Comment Deadline: June 29, 2014**

Comments with regard to these proposed revisions should be submitted to [psa@ansi.org](mailto:psa@ansi.org) or via fax to the Recording Secretary of the ANSI Executive Standards Council (ExSC) at 212-840-2298.

Public comments received in connection with these proposed revisions will be made available to the public in the ANSI Online public library (<http://publicaa.ansi.org/sites/apdl/default.aspx>) one week after the close of the comment deadline. The ANSI Executive Standards Council (ExSC) will consider all public comments received by the comment deadline at its next regularly scheduled meeting. Shortly thereafter, all commenters will be provided with a written disposition of their respective comments.

Questions should be directed to [psa@ansi.org](mailto:psa@ansi.org).



ExSC\_047\_2014

**PROPOSED REVISIONS: ANTITRUST POLICY STATEMENTS**

ANSI's Board of Directors recently approved ANSI's antitrust policy statement that is now posted at [http://www.ansi.org/publicstatements/ANSI\\_Antitrust\\_Policy.aspx](http://www.ansi.org/publicstatements/ANSI_Antitrust_Policy.aspx). Consistent with this action, the following revisions are proposed to: 1) the *ANSI Essential Requirements: Due process requirements for American National Standards*; and 2) the *ANSI International Procedures*.

***ANSI Essential Requirements (www.ansi.org/essentialrequirements)***

- Add a new Section 3.3 (after 3.2 Commercial terms and conditions and before Evidence of compliance):

**3.3 Antitrust Policy**

American National Standards shall be developed in accordance with applicable antitrust and competition laws and meetings amongst competitors to develop American National Standards are to be conducted in accordance with these laws.

***ANSI International Procedures (www.ansi.org/internationalprocedures)***

- Add language to the main text of *ANSI Procedures for US Participation in the International Standards Activities of the ISO (ANSI International Procedures)* and to Annex A Model TAG procedures:

**2.3.3 Functions.** The duties of the U.S. TAG administrator include:

1. Organizing the U.S. TAG and applying to ANSI for approval of the TAG administrator and initial TAG membership list and accreditation of the TAG
2. Submitting the U.S. TAG membership list and annual report to ANSI on an annual basis for review by the ExSC or its designee
3. Determining that the members of the U.S. TAG participate actively
4. Providing for administrative services, including arrangements for meetings, timely preparation and distribution of documents related to the work of the U.S. TAG, and maintenance of appropriate records, including minutes of meetings and results of letter ballots
5. Transmitting to ANSI U.S. proposals and U.S. positions, as developed and approved by the U.S. TAG
6. Transmitting to ANSI U.S. delegates lists for all international meetings
7. Establishing a procedure to hear appeals of actions or inactions of the U.S. TAG
8. Establishing a written antitrust policy reflecting the TAG's practice to conduct all business and activity in compliance with applicable antitrust laws.
9. Complying with the requirements associated with ANSI oversight and supervision of the activities of the U.S. TAG and its administrator in accordance with 2.5
10. Ensuring compliance with applicable ANSI and ISO procedures
11. Completing mandatory training offered by ANSI to support compliance with ANSI procedures governing the administration of the U.S. TAG and representation of U.S. interests at ISO

### **A3 U.S. TAG Administrator**

The U.S. TAG administrator shall be designated by the ExSC upon recommendation of its designee if any, and shall accept, in writing, the responsibilities described below:

1. Organizing the U.S. TAG and applying to ANSI for approval of the TAG administrator and initial TAG membership list and accreditation of the TAG
2. Submitting the U.S. TAG membership list and annual report to ANSI on an annual basis for review by the ExSC or its designee
3. Determining that the members of the U.S. TAG participate actively
4. Providing for administrative services, including arrangements for meetings, timely preparation and distribution of documents related to the work of the U.S. TAG, and maintenance of appropriate records, including minutes of meetings and results of letter ballots
5. Transmitting U.S. proposals and U.S. positions, as developed and approved by the U.S. TAG, to ANSI
6. Transmitting to ANSI U.S. delegates lists for all international meetings
7. Establishing a procedure to hear appeals of actions or inactions of the U.S. TAG
8. Establishing a written antitrust policy reflecting the TAG's practice to conduct all business and activity in compliance with applicable antitrust laws.
9. Complying with the requirements associated with ANSI oversight and supervision of activities of the U.S. TAG and its administration in accordance with 2.5.5
10. Ensuring compliance with applicable ANSI and ISO procedures
11. Completing mandatory training offered by ANSI to support compliance with ANSI procedures governing the administration of the U.S. TAG and representation of U.S. interests at ISO

#### **A.11 Antitrust Policy** *(insert before current A11 Parliamentary Procedures)*

U.S. positions developed by ANSI Accredited U.S. TAGs shall be developed in accordance with applicable antitrust and competition laws and meetings amongst competitors to develop U.S. positions are to be conducted in accordance with these laws.



# ISO & IEC Draft International Standards

This section lists proposed standards that the International Organization for Standardization (ISO) and the International Electrotechnical Commission (IEC) are considering for approval. The proposals have received substantial support within the technical committees or subcommittees that developed them and are now being circulated to ISO and IEC members for comment and vote. Standards Action readers interested in reviewing and commenting on these documents should order copies from ANSI.

## Comments

Comments regarding ISO documents should be sent to Karen Hughes at ANSI's New York offices, those regarding IEC documents to Charles T. Zegers, also at ANSI New York offices. The final date for offering comments is listed after each draft.

## Ordering Instructions

**ISO and IEC Drafts can be made available by contacting ANSI's Customer Service department. Please e-mail your request for an ISO or IEC Draft to Customer Service at [sales@ansi.org](mailto:sales@ansi.org). When making your request, please provide the date of the Standards Action issue in which the draft document you are requesting appears.**

## ISO Standards

### ISO/IEC JTC 1, Information Technology

ISO/IEC 10646/DAmD1, Information technology - Universal Coded Character Set (UCS) - Amendment 1: Nushu, Tamil supplement, and other characters - 6/30/2014, \$88.00

## IEC Standards

17A/1065/CD, IEC 62271-1 Ed.2: High-voltage switchgear and controlgear - Part 1: Common specifications for alternating current switchgear and controlgear, 09/05/2014

18/1386/CD, IEC/IEEE 80005-1: Utility connections in port - Part 1: High Voltage Shore Connection (HVSC) Systems - General requirements, 09/05/2014

21/830/CDV, IEC 62877-1: Electrolyte and water for vented Lead Acid accumulators - Part 1: Requirements for electrolyte, 09/05/2014

21/831/CDV, IEC 62877-2: Electrolyte and water for vented Lead Acid accumulators - Part 2: Requirements for water, 09/05/2014

34D/1129/CD, IEC 60598-2-4 Ed.3: Luminaires - Part 2-4: Particular requirements - Portable general purpose luminaires, 09/05/2014

45A/954/CDV, IEC 62765-1 Ed.1: Nuclear power plants - Instrumentation and control important to safety - Management of ageing of sensors and transmitters - Part 1: Pressure transmitters, 09/05/2014

45A/961/FDIS, IEC 62645 Ed.1: Nuclear power plants - Instrumentation and control systems - Requirements for security programmes for computer-based systems, 07/25/2014

45A/962/CD, IEC 62138 Ed.2: Nuclear power plants - Instrumentation and control important to safety - Software aspects for computer-based systems performing category B or C functions, 09/05/2014

56/1562/CD, IEC 61882/Ed 2: Hazard and operability studies (HAZOP studies) - Application guide, 09/05/2014

68/482/CD, IEC 60404-1 Ed.3: Magnetic materials - Part 1: Classifications, 09/26/2014

82/849/CD, IEC 62109-3 Ed.1: Safety of power converters for use in photovoltaic power systems - Part 3: Particular requirements for electronic devices in combination with photovoltaic elements, 09/05/2014

82/850/CD, IEC 62788-1-6 Ed.1: Measurement procedures for materials used in photovoltaic modules - Part 1-6: Encapsulants - Test methods for determining the degree of cure in Ethylene-Vinyl Acetate encapsulation for photovoltaic modules, 09/05/2014

91/1175/CDV, IEC 61249-2-43 Ed.1: Materials for printed boards and other interconnecting structures - Part 2-43: Reinforced base materials clad and unclad - Non-halogen epoxide cellulose paper/woven E-glass reinforced laminate sheets of defined flammability (vertical burning test), copper-clad for lead-free assembly, 09/05/2014

91/1176/CDV, IEC 61249-2-44 Ed.1: Materials for printed boards and other interconnecting structures - Part 2-44: Reinforced base materials clad and unclad - Non-halogenated epoxide non-woven/woven E-glass reinforced laminate sheets of defined flammability (vertical burning test), copper-clad for lead-free assembly, 09/05/2014

91/1187/DTR, IEC/TR 62699-1 Ed.1: Mapping rules and exchanges methods for heterogeneous electronic parts libraries - Building an integrated search system, 07/25/2014

101/428/CDV, IEC 61340-5-3 Ed.2: Electrostatics - Part 5-3: Protection of electronic devices from electrostatic phenomena - Properties and requirements classification for packaging intended for electrostatic discharge sensitive devices, 09/05/2014

105/506/FDIS, IEC 62282-4-101 Ed.1: Fuel cell technologies - Part 4 -101: Fuel cell power systems for propulsion other than road vehicles and auxiliary power units (APU) - Safety of electrically powered industrial trucks, 07/25/2014

114/135/NP, Future IEC 62600-xxx TS Ed.1: Marine energy - Wave, tidal and other water current converters - Part ###: Electricity producing river energy converters - Power performance assessment, 09/05/2014

CIS/D/417/CD, CISPR 12: Vehicles, boats and internal combustion engines - Radio disturbance characteristics - Limits and methods of measurement for the protection of off-board receivers, 09/05/2014



# Newly Published ISO & IEC Standards

Listed here are new and revised standards recently approved and promulgated by ISO - the International Organization for Standardization – and IEC – the International Electrotechnical Commission. Most are available at the ANSI Electronic Standards Store (ESS) at [www.ansi.org](http://www.ansi.org). All paper copies are available from Standards resellers (<http://webstore.ansi.org/faq.aspx#resellers>).

## ISO Standards

### ACOUSTICS (TC 43)

[ISO 10140-1/Amd2:2014](#), Acoustics - Laboratory measurement of sound insulation of building elements - Part 1: Application rules for specific products - Amendment 2: Rainfall sound, \$22.00

[ISO 12999-1:2014](#), Acoustics - Determination and application of measurement uncertainties in building acoustics - Part 1: Sound insulation, \$132.00

### AIR QUALITY (TC 146)

[ISO 12219-5:2014](#), Interior air of road vehicles - Part 5: Screening method for the determination of the emissions of volatile organic compounds from vehicle interior parts and materials - Static chamber method, \$149.00

[ISO 16000-27:2014](#), Indoor air - Part 27: Determination of settled fibrous dust on surfaces by SEM (scanning electron microscopy) (direct method), \$165.00

[ISO 16000-29:2014](#), Indoor air - Part 29: Test methods for VOC detectors, \$173.00

### AIRCRAFT AND SPACE VEHICLES (TC 20)

[ISO 10788:2014](#), Space systems - Lunar simulants, \$88.00

[ISO 11077:2014](#), Aircraft ground equipment - De-icers - Functional requirements, \$139.00

[ISO 17255:2014](#), Space systems - Programme management - Statement of work, \$123.00

### DENTISTRY (TC 106)

[ISO 11499:2014](#), Dentistry - Single-use cartridges for local anaesthetics, \$88.00

### EQUIPMENT FOR FIRE PROTECTION AND FIRE FIGHTING (TC 21)

[ISO 7240-1:2014](#), Fire detection and alarm systems - Part 1: General and definitions, \$114.00

### FINE CERAMICS (TC 206)

[ISO 17140:2014](#), Fine ceramics (advanced ceramics, advanced technical ceramics) - Mechanical properties of ceramic composites at room temperature - Determination of fatigue properties at constant amplitude, \$108.00

[ISO 17861:2014](#), Fine ceramics (advanced ceramics, advanced technical ceramics) - Measurement method of spectral transmittance of fine ceramics thin films under humid condition, \$88.00

[ISO 18061:2014](#), Fine Ceramics (Advanced Ceramics, Advanced Technical Ceramics) - Determination of antiviral activity of semiconducting photocatalytic materials - Test method using bacteriophage Q-beta, \$132.00

### MACHINE TOOLS (TC 39)

[ISO 1986-1:2014](#), Test conditions for surface grinding machines with horizontal grinding wheel spindle and reciprocating table - Testing of the accuracy - Part 1: Machines with table length of up to 1 600 mm, \$123.00

### OPTICS AND OPTICAL INSTRUMENTS (TC 172)

[ISO 17411:2014](#), Optics and photonics - Optical materials and components - Test method for homogeneity of optical glasses by laser interferometry, \$114.00

### PETROLEUM PRODUCTS AND LUBRICANTS (TC 28)

[ISO 5163:2014](#), Petroleum products - Determination of knock characteristics of motor and aviation fuels - Motor method, \$149.00

[ISO 5164:2014](#), Petroleum products - Determination of knock characteristics of motor fuels - Research method, \$149.00

### PLASTICS (TC 61)

[ISO 16525-9:2014](#), Adhesives - Test methods for isotropic electrically conductive adhesives - Part 9: Determination of high-speed signal-transmission characteristics, \$189.00

[ISO 22007-6:2014](#), Plastics - Determination of thermal conductivity and thermal diffusivity - Part 6: Comparative method for low thermal conductivities using a temperature-modulation technique, \$99.00

### PLASTICS PIPES, FITTINGS AND VALVES FOR THE TRANSPORT OF FLUIDS (TC 138)

[ISO 17484-1:2014](#), Plastics piping systems - Multilayer pipe systems for indoor gas installations with a maximum operating pressure up to and including 5 bar (500 kPa) - Part 1: Specifications for systems, \$173.00

### ROAD VEHICLES (TC 22)

[ISO 3468:2014](#), Passenger cars - Windscreen defrosting and demisting systems - Test method, \$88.00

[ISO 12405-3:2014](#), Electrically propelled road vehicles - Test specification for lithium-ion traction battery packs and systems - Part 3: Safety performance requirements, \$149.00

### SMALL TOOLS (TC 29)

[ISO 16462:2014](#), Cubic boron nitride inserts, tipped or solid - Dimensions, types, \$123.00

### STEEL (TC 17)

[ISO 15510:2014](#), Stainless steels - Chemical composition, \$224.00

[ISO 16143-1:2014](#), Stainless steels for general purposes - Part 1: Corrosion-resistant flat products, \$199.00

[ISO 16143-2:2014](#), Stainless steels for general purposes - Part 2: Corrosion-resistant semi-finished products, bars, rods and sections, \$180.00

[ISO 16143-3:2014](#), Stainless steels for general purposes - Part 3: Wire, \$132.00

**TRACTORS AND MACHINERY FOR AGRICULTURE AND FORESTRY (TC 23)**

[ISO 11783-3:2014](#), Tractors and machinery for agriculture and forestry - Serial control and communications data network - Part 3: Data link layer, \$224.00

**TYRES, RIMS AND VALVES (TC 31)**

[ISO 4250-1:2014](#), Earth-mover tyres and rims - Part 1: Tyre designation and dimensions, \$149.00

[ISO 4250-2:2014](#), Earth-mover tyres and rims - Part 2: Loads and inflation pressures, \$149.00

**ISO Technical Specifications****ESSENTIAL OILS (TC 54)**

[ISO/TS 210:2014](#), Essential oils - General rules for packaging, conditioning and storage, \$88.00

[ISO/TS 211:2014](#), Essential oils - General rules for labelling and marking of containers, \$58.00

**ISO/IEC JTC 1, Information Technology**

[ISO/IEC 23008-1:2014](#), Information technology - High efficiency coding and media delivery in heterogeneous environments - Part 1: MPEG media transport (MMT), \$259.00

[ISO/IEC 23009-2:2014](#), Information technology - Dynamic adaptive streaming over HTTP (DASH) - Part 2: Conformance and reference software, \$211.00

[ISO/IEC 29145-2:2014](#), Information Technology - Wireless Beacon-enabled Energy Efficient Mesh network (WiBEEM) for wireless home network services - Part 2: MAC Layer, \$211.00

[ISO/IEC 29145-3:2014](#), Information technology - Wireless Beacon-enabled Energy Efficient Mesh network (WiBEEM) for wireless home network services - Part 3: NWK Layer, \$156.00

[ISO/IEC TS 11581-41:2014](#), Information technology - User interface icons - Part 41: Data structure to be used by the ISO/IEC JTC 1/SC 35 icon database, \$108.00

**IEC Standards****ALL-OR-NOTHING ELECTRICAL RELAYS (TC 94)**

[IEC 61810-7 Ed. 2.0 b:2006](#), Electromechanical elementary relays - Part 7: Test and measurement procedures, \$351.00

[IEC 61811-11 Ed. 1.0 b:2002](#), Electromechanical elementary relays of assessed quality - Part 11: Blank detail specification - Relays for industrial application, \$121.00

**AUDIO, VIDEO AND MULTIMEDIA SYSTEMS AND EQUIPMENT (TC 100)**

[IEC 60728-1 Ed. 5.0 en:2014](#), Cable networks for television signals, sound signals and interactive services - Part 1: System performance of forward paths, \$399.00

**CABLES, WIRES, WAVEGUIDES, R.F. CONNECTORS, AND ACCESSORIES FOR COMMUNICATION AND SIGNALLING (TC 46)**

[IEC 61169-45 Ed. 1.0 b:2014](#), Radio-frequency connectors - Part 45: Sectional specification for SQMA series quick lock RF coaxial connectors, \$182.00

**DEPENDABILITY (TC 56)**

[IEC 60300-1 Ed. 3.0 en:2014](#), Dependability management - Part 1: Guidance for management and application, \$278.00

**ELECTROMAGNETIC COMPATIBILITY (TC 77)**

[IEC 61000-3-2 Ed. 4.0 b:2014](#), Electromagnetic compatibility (EMC) - Part 3-2: Limits - Limits for harmonic current emissions (equipment input current  $\leq 16$  A per phase), \$230.00

**FIBRE OPTICS (TC 86)**

[IEC 61978-1 Ed. 3.0 en:2014](#), Fibre optic interconnecting devices and passive components - Fibre optic passive chromatic dispersion compensators - Part 1: Generic specification, \$206.00

[IEC 62149-2 Ed. 2.0 b:2014](#), Fibre optic active components and devices - Performance standards - Part 2: 850 nm discrete vertical cavity surface emitting laser devices, \$121.00

[IEC 62149-3 Ed. 2.0 b:2014](#), Fibre optic active components and devices - Performance standards - Part 3: Modulator-integrated laser diode transmitters for 2,5-Gbit/s to 40-Gbit/s fibre optic transmission systems, \$73.00

[IEC 60794-1-2 Ed. 3.0 b:2013](#), Optical fibre cables - Part 1-2: Generic specification - Cross reference table for optical cable test procedures, \$31.00

[IEC 61753-1-3 Ed. 1.0 en:2014](#), Fibre optic interconnecting devices and passive components - Performance standard - Part 1-3: General and guidance for single-mode fibre optic connector and cable assembly for industrial environment, Category I, \$121.00

[IEC 62148-15 Ed. 2.0 b:2014](#), Fibre optic active components and devices - Package and interface standards - Part 15: Discrete vertical cavity surface emitting laser packages, \$157.00

[IEC 61290-10-5 Ed. 1.0 b:2014](#), Optical amplifiers - Test methods - Part 10-5: Multichannel parameters - Distributed Raman amplifier gain and noise figure, \$157.00

**INDUSTRIAL-PROCESS MEASUREMENT AND CONTROL (TC 65)**

[IEC 60770-3 Ed. 2.0 b:2014](#), Transmitters for use in industrial-process control systems - Part 3: Methods for performance evaluation of intelligent transmitters, \$303.00

[IEC 61158-1 Ed. 1.0 b:2014](#), Industrial communication networks - Fieldbus specifications - Part 1: Overview and guidance for the IEC 61158 and IEC 61784 series, \$351.00

**INSULATING MATERIALS (TC 15)**

[IEC 60464-2 Amd.1 Ed. 2.0 b:2006](#), Amendment 1 - Varnishes used for electrical insulation - Part 2: Methods of test, \$17.00

[IEC 60464-2 Ed. 2.1 b:2014](#), Varnishes used for electrical insulation - Part 2: Methods of test, \$169.00

[IEC 61212-1 Ed. 2.0 b:2006](#), Insulating materials - Industrial rigid round laminated tubes and rods based on thermosetting resins for electrical purposes - Part 1: Definitions, designations and general requirements, \$55.00

[IEC 62329-1 Ed. 1.0 b:2005](#), Heat shrinkable moulded shapes - Part 1: Definitions and general requirements, \$43.00

[IEC 60371-3-1 Ed. 3.0 b:2006](#), Specification for insulating materials based on mica - Part 3: Specifications for individual materials - Sheet 1: Commutator separators and materials, \$55.00

[IEC 60371-3-2 Ed. 2.0 b:2005](#), Insulating materials based on mica - Part 3: Specifications for individual materials - Sheet 2: Mica paper, \$61.00

[IEC 60371-3-5 Ed. 2.0 b:2005](#), Insulating materials based on mica - Part 3: Specifications for individual materials - Sheet 5: Glass-backed mica paper with an epoxy resin binder for post-impregnation (VPI), \$55.00

[IEC 60464-3-1 Amd.1 Ed. 2.0 b:2006](#), Amendment 1 - Varnishes used for electrical insulation - Part 3: Specifications for individual materials - Sheet 1: Ambient curing finishing varnishes, \$14.00

[IEC 60464-3-1 Ed. 2.1 b:2014](#), Varnishes used for electrical insulation

- Part 3: Specifications for individual materials - Sheet 1: Ambient curing finishing varnishes, \$48.00

[IEC 60464-3-2 Amd.1 Ed. 2.0 b:2006](#), Amendment 1 - Varnishes used for electrical insulation - Part 3: Specifications for individual materials - Sheet 2: Hot curing impregnating varnishes, \$14.00

[IEC 60464-3-2 Ed. 2.1 b:2014](#), Varnishes used for electrical insulation - Part 3: Specifications for individual materials - Sheet 2: Hot curing impregnating varnishes, \$61.00

[IEC 60454-3-12 Ed. 2.0 b:2006](#), Pressure-sensitive adhesive tapes for electrical purposes - Part 3: Specifications for individual materials - Sheet 12: Requirements for polyethylene and polypropylene film tapes with pressure sensitive adhesive, \$43.00

[IEC 60684-3-212 Ed. 2.0 b:2005](#), Flexible insulating sleeving - Part 3: Specifications for individual types of sleeving - Sheet 212: Heat-shrinkable polyolefin sleeveings, \$61.00

#### **LAMPS AND RELATED EQUIPMENT (TC 34)**

[IEC 60598-1 Ed. 8.0 b:2014](#), Luminaires - Part 1: General requirements and tests, \$411.00

#### **NANOTECHNOLOGY STANDARDIZATION FOR ELECTRICAL AND ELECTRONIC PRODUCTS AND SYSTEMS (TC 113)**

[IEC 62607-3-1 Ed. 1.0 b:2014](#), Nanomanufacturing - Key control characteristics - Part 3-1: Luminescent nanomaterials - Quantum efficiency, \$230.00

#### **PERFORMANCE OF HOUSEHOLD ELECTRICAL APPLIANCES (TC 59)**

[IEC 60704-2-1 Ed. 3.0 b:2014](#), Household and similar electrical appliances - Test code for the determination of airborne acoustical noise - Part 2-1: Particular requirements for vacuum cleaners, \$97.00

#### **POWER CAPACITORS (TC 33)**

[IEC 60831-1 Ed. 3.0 b cor.1:2014](#), Corrigendum 1 - Shunt power capacitors of the self-healing type for a.c. systems having a rated voltage up to and including 1 000 V - Part 1: General - Performance, testing and rating - Safety requirements - Guide for installation and operation, \$0.00

[IEC 60871-1 Ed. 4.0 b:2014](#), Shunt capacitors for a.c. power systems having a rated voltage above 1 000 V - Part 1: General, \$303.00

#### **POWER TRANSFORMERS (TC 14)**

[IEC 60214-1 Ed. 2.0 en:2014](#), Tap-changers - Part 1: Performance requirements and test methods, \$351.00

#### **SAFETY OF HAND-HELD MOTOR-OPERATED ELECTRIC TOOLS (TC 116)**

[IEC 62841-2-2 Ed. 1.0 b:2014](#), Electric motor-operated hand-held tools, transportable tools and lawn and garden machinery - Safety - Part 2-2: Particular requirements for hand-held screwdrivers and impact wrenches, \$85.00

[IEC 62841-3-6 Ed. 1.0 b:2014](#), Electric motor-operated hand-held tools, transportable tools and lawn and garden machinery - Safety - Part 3-6: Particular requirements for transportable diamond drills with liquid system, \$97.00

## **IEC Technical Reports**

#### **SECONDARY CELLS AND BATTERIES (TC 21)**

[IEC/TR 62914 Ed. 1.0 en:2014](#), Secondary cells and batteries containing alkaline or other non-acid electrolytes - Experimental procedure for the forced internal short-circuit test of IEC 62133:2012, \$55.00

## **IEC Technical Specifications**

#### **INDUSTRIAL-PROCESS MEASUREMENT AND CONTROL (TC 65)**

[IEC/TS 62603-1 Ed. 1.0 en:2014](#), Industrial process control systems - Guideline for evaluating process control systems - Part 1: Specifications, \$375.00



# Registration of Organization Names in the United States

The Procedures for Registration of Organization Names in the United States of America (document ISSB 989) require that alphanumeric organization names be subject to a 90-day Public Review period prior to registration. For further information, please contact the Registration Coordinator at (212) 642-4946.

The following is a list of alphanumeric organization names that have been submitted to ANSI for registration. Alphanumeric names appearing for the first time are printed in bold type. Names with confidential contact information, as requested by the organization, list only public review dates.

## PUBLIC REVIEW

Association of Chinese Students of Private Schools of America

Public Review: March 21 to June 13, 2014

NOTE: Challenged alphanumeric names are underlined. The Procedures for Registration provide for a challenge process, which follows in brief. For complete details, see Section 6.4 of the Procedures.

A challenge is initiated when a letter from an interested entity is received by the Registration Coordinator. The letter shall identify the alphanumeric organization name being challenged and state the rationale supporting the challenge. A challenge fee shall accompany the letter. After receipt of the challenge, the alphanumeric organization name shall be marked as challenged in the Public Review list. The Registration Coordinator shall take no further action to register the challenged name until the challenge is resolved among the disputing parties.

# Proposed Foreign Government Regulations

## Call for Comment

U.S. manufacturers, exporters, regulatory agencies and standards developing organizations may be interested in proposed foreign technical regulations issued by Member countries of the World Trade Organization (WTO). In accordance with the WTO Agreement on Technical Barriers to Trade (TBT Agreement), Members are required to report proposed technical regulations that may significantly affect trade to the WTO Secretariat in Geneva, Switzerland. In turn, the Secretariat disseminates the information to all WTO Members. The purpose of this requirement is to provide global trading partners with an opportunity to review and comment on the regulations before they become final.

The National Center for Standards and Certification Information (NCSCI) at the National Institute of Standards and Technology

(NIST), distributes these proposed foreign technical regulations to U.S. stakeholders via an online service, Notify U.S. Notify U.S. is an e-mail and Web service that allows interested U.S. parties to register, obtain notifications, and read full texts of regulations from countries and for industry sectors of interest to them. To register for Notify U.S., please go to Internet URL: <http://www.nist.gov/notifyus/> and click on "Subscribe".

NCSCI is the WTO TBT Inquiry Point for the U.S. and receives all notifications and full texts of regulations to disseminate to U.S. Industry. For further information, please contact: NCSCI, NIST, 100 Bureau Drive, Gaithersburg, MD 20899-2160; Telephone: (301) 975-4040; Fax: (301) 926-1559; E-mail: [ncsci@nist.gov](mailto:ncsci@nist.gov) or [notifyus@nist.gov](mailto:notifyus@nist.gov).

# Information Concerning

---

## American National Standards

### INCITS Executive Board

#### ANSI Accredited SDO and US TAG to ISO/IEC JTC 1, Information Technology

The InterNational Committee for Information Technology Standards (INCITS), an ANSI accredited SDO, is the forum of choice for information technology developers, producers and users for the creation and maintenance of formal de jure IT standards. INCITS' mission is to promote the effective use of Information and Communication Technology through standardization in a way that balances the interests of all stakeholders and increases the global competitiveness of the member organizations.

The INCITS Executive Board serves as the consensus body with its oversight of programs of its 40+ Technical Committees. Additionally, the INCITS Executive Board exercises international leadership in its role as the US Technical Advisory Group (TAG) to ISO/IEC JTC 1, Information Technology.

The INCITS Executive Board has eleven membership categories that can be viewed at <http://www.incits.org/participation/membership-info>. Membership in all categories is always welcome. INCITS also seeks to broaden its membership base and looks to recruit new participants in the following under-represented membership categories:

- **Producer – Hardware**

This category primarily produces hardware products for the ITC marketplace.

- **Producer – Software**

This category primarily produces software products for the ITC marketplace.

- **Distributor**

This category is for distributors, resellers or retailers of conformant products in the ITC industry.

- **User**

This category includes entities that primarily rely on standards in the use of a products/service, as opposed to producing or distributing conformant products/services.

- **Consultants**

This category is for organizations whose principal activity is in providing consulting services to other organizations.

- **Standards Development Organizations and Consortia**

- o "Minor" an SDO or Consortia that (a) holds no TAG assignments; or (b) holds no SC TAG assignments, but does hold one or more Work Group (WG) or other subsidiary TAG assignments.

- **Academic Institution**

This category is for organizations that include educational institutions, higher education schools or research programs.

- **Other**

This category includes all organizations who do not meet the criteria defined in one of the other interest categories.

Membership in the INCITS Executive Board is open to all directly and materially affected parties in accordance with INCITS membership rules. To find out more about participating on the INCITS Executive Board, please contact Jennifer Garner at 202-626-5737 or [jgarner@itic.org](mailto:jgarner@itic.org). Visit [www.INCITS.org](http://www.INCITS.org) for more information regarding INCITS activities.

### Calls for Members

#### Society of Cable Telecommunications

##### ANSI Accredited Standards Developer

SCTE, an ANSI-accredited SDO, is the primary organization for the creation and maintenance of standards for the cable telecommunications industry. SCTE's standards mission is to develop standards that meet the needs of cable system operators, content providers, network and customer premises equipment manufacturers, and all others who have an interest in the industry through a fair, balanced and transparent process.

SCTE is currently seeking to broaden the membership base of its ANS consensus bodies and is interested in new members in all membership categories to participate in new work in fiber-optic networks, advanced advertising, 3D television, and other important topics. Of particular interest is membership from the content (program and advertising) provider and user communities.

Membership in the SCTE Standards Program is open to all directly and materially affected parties as defined in SCTE's membership rules and operating procedures. More information is available at [www.scte.org](http://www.scte.org) or by e-mail from [standards@scte.org](mailto:standards@scte.org).

## ANSI Accredited Standards Developers

### Approvals of Reaccreditation

#### ASC O5 – Wood Poles and Other Wood Products

At the direction of ANSI's Executive Standards Council (ExSC), the reaccreditation of Accredited Standards Committee O5, Wood Poles and Other Wood Products has been approved under its recently revised operating procedures for documenting consensus on ASC O5-sponsored American National Standards, effective May 28, 2014. For additional information, please contact the Secretariat of ASC O5: Mr. Colin McCown, Executive Vice-President, American Wood Protection Association, P.O. Box 361784, Birmingham, AL 35236-1784; phone: 205.733.4077; e-mail: [mccown@awpa.com](mailto:mccown@awpa.com).



## Outdoor Power Equipment Institute (OPEI)

At the direction of ANSI's Executive Standards Council (ExSC), the reaccreditation of the Outdoor Power Equipment Institute (OPEI), an ANSI Organizational Member, has been approved under its recently revised operating procedures for documenting consensus on OPEI-sponsored American National Standards, effective May 28, 2014. For additional information, please contact: Mr. Daniel J. Mustico, Vice-President, Government and Market Affairs, Outdoor Power Equipment Institute, 341 South Patrick Street, Alexandria, VA 22314; phone: 703.549.7600; e-mail: [dmustico@opei.org](mailto:dmustico@opei.org).

## American Society of Civil Engineers (ASCE)

ANSI's Executive Standards Council has approved the reaccreditation of the American Society of Civil Engineers (ASCE), an ANSI Organizational Member, under its recently revised operating procedures for documenting consensus on ASCE-sponsored American National Standards, effective May 27, 2014. For additional information, please contact: Mr. Paul Sgambati, Director, Codes & Standards, American Society of Civil Engineers, 1801 Alexander Bell Drive, Reston, VA 20191-4382; phone: 703.295.6297; e-mail: [psgambati@asce.org](mailto:psgambati@asce.org).

### Reaccreditations

#### Alliance for Telecommunications Industry Solutions (ATIS)

##### Comment Deadline: June 30, 2014

The Alliance for Telecommunications Industry Solutions (ATIS), an ANSI Organizational Member, has submitted revisions to its currently accredited operating procedures for documenting consensus on ATIS-sponsored American National Standards, last reaccredited in 2012. As the revisions appear to be substantive in nature, the reaccreditation process is initiated.

To obtain copies of ATIS' revised procedures or to offer comments, please contact: Ms. Kerriane Conn, Administrator for Standards Processes and Publications, Alliance for Telecommunications Industry Solutions, 1200 G Street NW, Suite 500, Washington, DC 20005; phone: 202.434.8841; e-mail: [kconn@atis.org](mailto:kconn@atis.org). You may view/download a copy of the revisions during the public review period at the following URL:

<http://publicaa.ansi.org/sites/apdl/Documents/Forms/AllItems.aspx?RootFolder=%2fsites%2fapdl%2fDocuments%2fStandards%20Activities%2fPublic%20Review%20and%20Comment%2fANS%20Accreditation%20Actions&View=%7b21C60355%2dAB17%2d4CD7%2dA090%2dBABEEC5D7C60%7d>. Please submit any public comments on the revised procedures to ATIS by June 30, 2014, with a copy to the ExSC Recording Secretary in ANSI's New York Office (E-mail: [Jthompso@ANSI.org](mailto:Jthompso@ANSI.org)).

## American Institute of Steel Construction (AISC)

##### Comment Deadline: June 30, 2014

The American Institute of Steel Construction (AISC), an ANSI Organizational Member, has submitted revisions to its currently accredited operating procedures for documenting consensus on AISC-sponsored American National Standards, last reaccredited in 2009. As the revisions appear to be substantive in nature, the reaccreditation process is initiated.

To obtain copies of AISC's revised procedures or to offer comments, please contact: Mr. Keith Grubb, P.E., S.E., Senior Engineer, American Institute of Steel Construction, 1 East Wacker Drive, Suite 700, Chicago, IL 60601; phone: 312.670.8318; e-mail: [grubb@aisc.org](mailto:grubb@aisc.org). You may view/download a copy of the revisions during the public review period at the following URL: <http://publicaa.ansi.org/sites/apdl/Documents/Forms/AllItems.aspx?RootFolder=%2fsites%2fapdl%2fDocuments%2fStandards%20Activities%2fPublic%20Review%20and%20Comment%2fANS%20Accreditation%20Actions&View=%7b21C60355%2dAB17%2d4CD7%2dA090%2dBABEEC5D7C60%7d>. Please submit any public comments on the revised policies and procedures to AISC by June 30, 2014, with a copy to the ExSC Recording Secretary in ANSI's New York Office (E-mail: [Jthompso@ANSI.org](mailto:Jthompso@ANSI.org)).

## ANSI Accreditation Program for Third Party Product Certification Agencies

### Initial Accreditation to ISO/IEC 17065

#### Solar Rating & Certification Corporation (SRCC)

##### Comment Deadline: June 30, 2014

Mr. Jim Huggins - Technical Director  
**Solar Rating & Certification Corporation (SRCC)**  
 400 High Point Drive, Suite 400  
 Cocoa, FL 32926-6630  
 Phone: 321-213-6037  
 Fax: 321-821-0910  
 E-mail: [jhuggins@solar-rating.org](mailto:jhuggins@solar-rating.org)  
 Web: [www.solar-rating.org](http://www.solar-rating.org)

On May 27, 2013, Solar Rating & Certification Corporation (SRCC), Inc. was approved for ANSI Initial Accreditation to ISO/IEC 17065 for the following scopes:

##### Scopes:

Solar Thermal (glazed, unglazed, and concentrating) Collectors

Solar Thermal Water Heating Systems

Please send your comments by June 30, 2014 to Reinaldo Balbino Figueiredo, Senior Program Director, Product Certifier Accreditation, American National Standards Institute, 1899 L Street, NW, 11th Floor, Washington, DC 20036, Fax: 202-293 9287 or e-mail: [rfigueir@ansi.org](mailto:rfigueir@ansi.org) or Nikki Jackson, Senior Program Manager, Product Certifier Accreditation, American National Standards Institute, 1899 L Street, NW, 11th Floor, Washington, DC 20036 Fax: 202-293 9287 or e-mail: [njackson@ansi.org](mailto:njackson@ansi.org).

## Voluntary Withdrawal from ANSI Accreditation

### Certification Commission for Health Information Technology (CCHIT)

Ms. Alisa Ray - Executive Director  
 Certification Commission for Health Information Technology (CCHIT)  
 200 S. Wacker Drive, Suite 3100  
 Chicago, IL 60606  
 Phone: 312-674-4930  
 Fax: 312-896-1466  
 E-mail: [aray@cchit.org](mailto:aray@cchit.org)  
 Web: [www.cchit.org](http://www.cchit.org)

Effective May 23, 2014, Certification Commission for Health Information Technology (CCHIT) voluntarily withdrew from ANSI accreditation of the following scopes:

#### SCOPE(S):

Permanent Certification Program for Health Information Technology (45 CFR Subpart E)

- Certification of other types of HIT for which the Secretary has adopted certification criteria under Subpart C of 45 CFR
- Complete EHR Certification
- EHR Module Certification (ALL)

If you have any questions regarding this or other matters related to Product Certification Accreditation, please contact Reinaldo Balbino Figueiredo, Senior Program Director, Product Certifier Accreditation or Nikki Jackson, Senior Program Manager, American National Standards Institute, 1899 L Street, NW, 11th Floor, Washington, DC 20036, Fax: 202-293-9287 or e-mail: [rfigueir@ansi.org](mailto:rfigueir@ansi.org); or [njackson@ansi.org](mailto:njackson@ansi.org).

## International Organization for Standardization (ISO)

### Call for Comments

#### ISO/TMB Standards under Systematic Review

Every International Standard published by ISO shall be subject to systematic review in order to determine whether it should be confirmed, revised/amended, converted to another form of deliverable, or withdrawn at least once every five years.

ISO has launched Systematic Review ballots on the following standards that are the responsibility of the ISO/TMB:

- TS/P 244 – Feed machinery

As there is no accredited U.S. TAG to provide the U.S. consensus positions on these documents, we are seeking comments from any directly and materially affected parties.

Organizations or individuals interested in submitting comments or in requesting additional information should contact [ISOT@ansi.org](mailto:ISOT@ansi.org).

## Call for International (ISO) Secretariat

### ISO/TC 119/SC 5 Specifications for powder metallurgical materials (excluding hard metals)

Currently, the U.S. holds a leadership position as secretariat of ISO/TC 119/SC 5 (Specifications for powder metallurgical materials [excluding hard metals]). ANSI has delegated the responsibility for the administration of the secretariat for ISO/TC 119/SC 5 to ASTM. ASTM has advised ANSI of its intent to relinquish its role as delegated secretariat for this committee.

ISO/TC 119/SC 5 operates under the following scope:

Standardization of powder metallurgical materials concerning terms and definitions, sampling, testing method

ANSI is seeking organizations in the U.S. that may be interested in assuming the role of delegated secretariat for ISO/TC 119/SC 5. Alternatively, ANSI may be assigned the responsibility for administering an ISO secretariat. Any request that ANSI accept direct administration of an ISO secretariat shall demonstrate that:

1. The affected interests have made a financial commitment for not less than three years covering all defined costs incurred by ANSI associated with holding the secretariat;
2. The affected technical sector, organizations or companies desiring that the U.S. hold the secretariat request that ANSI perform this function;
3. The relevant US TAG has been consulted with regard to ANSI's potential role as secretariat; and
4. ANSI is able to fulfill the requirements of a secretariat.

If no U.S. organization steps forward to assume the ISO/TC 119/SC 5 secretariat, or if there is insufficient support for ANSI to assume direct administration of this activity, then ANSI will inform the ISO Central Secretariat that the U.S. will relinquish its leadership of the committee. This will allow ISO to solicit offers from other countries interested in assuming the secretariat role.

Information concerning the United States retaining the role of international secretariat may be obtained by contacting ANSI at [isot@ansi.org](mailto:isot@ansi.org).

## U.S. Technical Advisory Groups

### Approval of TAG Accreditation

#### U.S. TAG to ISO TC 188/SC 1 – Personal Safety Equipment

ANSI's Executive Standards Council (ExSC) has formally approved the accreditation of the U.S. Technical Advisory Group to ISO TC 188/SC 1, Personal Safety Equipment under the Model Operating Procedures for U.S. Technical Advisory Groups to ANSI for ISO Activities (Annex A of the ANSI International Procedures) and with the Underwriters Laboratories serving as TAG Administrator, effective May 28, 2014. For additional information, please contact: Ms. Betty Holthouser, Project Manager, Standards Department, Underwriters Laboratories, 12 Laboratory Drive, P.O. Box 13995, Research Triangle Park, NC 27709-3995; phone: 919.549.1896; email: [Betty.C.Holthouser@ul.com](mailto:Betty.C.Holthouser@ul.com).

## Meeting Notices

### **Development of AHRI Standard 540, Performance Rating of Positive Displacement Refrigerant Compressors and Compressor Units**

The Air-Conditioning, Heating, and Refrigeration Institute (AHRI) will be holding a face-to-face meeting in Atlanta, Ga. on June 4 from 9 a.m. to 3 p.m. If you are interested in participating in the meeting or providing comments on the standard, please contact AHRI staff member Justin Prosser at [jprosser@ahrinet.org](mailto:jprosser@ahrinet.org).

### **Development of AHRI Standard 1260P**

The Air-Conditioning, Heating, and Refrigeration Institute (AHRI) will be holding a face-to-face meeting in Arlington, VA on June 4 from 8 a.m. to 4 p.m. If you are interested in participating in the meeting or providing comments on the standard, please contact AHRI staff member Anuj Mistry at [amistry@ahrinet.org](mailto:amistry@ahrinet.org).

**ACCA 12 QH STANDARD RED-LINE**

<b>Section # and Title</b>	<b>Red-Line Edit</b>
3.0 COMPREHENSIVE PERFORMANCE AUDIT	<p>The comprehensive performance audit shall collect data about the residence in the form of measurements, tests, and observations. This section defined the areas of the residence that shall be evaluated and the information that shall be collected. Prior to conducting the audit, the Auditor shall notify the occupants of the potential for aggravation to persons with environmental sensitivities (e.g., asthma, allergies, chemical sensitivity, etc.) and <del>that it may take hours for the home to settle to pre-test conditions recommend that they leave the building.</del> When conditions listed in Appendix A, §A1.0 exist, the Auditor or auditing company shall disclose the potential for conflict of interest.</p>
3.2.6 Combustion Appliance Venting (Atmospherically vented appliances)	<p>3.2.6.a Requirement: The Auditor shall document whether the combustion appliance venting system shows evidence of or insufficient performance for the following:</p> <ul style="list-style-type: none"> <li>i. Blockages,</li> <li>ii. Soot,</li> <li>iii. Corrosion or oxidation,</li> <li>iv. Improper support, slope, and/or termination,</li> <li>v. <del>For gas-fired appliances, i</del> Insufficient draft.</li> </ul> <p>3.2.6.b Acceptable Procedures: The Auditor shall visually inspect the venting system for i. through iv. above, and perform a draft test for v. above in accordance with the NFGC §11.6 <del>(for gas-fired appliances) or NFPA 31 §6.3.1 (for oil-fired appliances)</del>, and record the findings for all of the above.</p>

ASME Y14.35 DRAFT MAY 2014

Y14.35 DRAFT May 2014

Y14.35 – 20XX  
(Revision of ASME Y14.35-1997 (R2009))

# **Y14.35**

## **Revision of Engineering Drawings and Associated Documents**

ENGINEERING DRAWING AND RELATED DOCUMENTATION PRACTICES

**TENTATIVE  
SUBJECT TO REVISION OR WITHDRAWAL  
Specific Authorization Required for Reproduction or Quotation  
ASME Standards Certification**

**THE AMERICAN SOCIETY OF MECHANICAL ENGINEERS  
Two Park Avenue  
New York, New York 10016-5990**

ASME Y14.35 DRAFT MAY 2014

## ENGINEERING DRAWINGS AND RELATED DOCUMENTATION PRACTICES

## REVISION OF ENGINEERING DRAWINGS AND ASSOCIATED DOCUMENTS

### 1 GENERAL

#### 1.1 Scope

This Standard defines the practices for revising drawings and associated ~~documentation~~ [documents](#) and establishes methods for identification and recording revisions. The revision practices of this Standard apply to any form of original drawing and associated ~~documentation~~ [documents](#). It is essential that this Standard be used in close conjunction with ASME Y14.24, ASME Y14.34, ASME Y14.41, and ASME Y14.100.

### 3 DEFINITIONS

#### 3.4 Change:

Alterations made to a drawing or associated document as part of a revision [or a Revision Authorization Document](#).

#### 3.8.1 ~~Current~~ Design Activity – [Current](#):

The design activity currently responsible for the design of an item. This may be the original design activity or a design activity to which the design responsibility has been transferred. (ASME Y14.100 ~~24M~~)

#### 3.8.2 ~~Original~~ Design Activity – [Original](#):

The design activity originally responsible for the design and identification of an item whose drawing number and activity identification and address (city and state), or CAGE Code is shown in the title block of the drawings and associated documents (ASME Y 14.100).

#### 3.27 Abbreviations:

[The following is a list of abbreviations used in this standard](#)

3.27.1	CANC	Canceled
3.27.2	DEL	Delete
<u>3.27.3</u>	<u>FIG.</u>	<u>Figure</u>
3.27.4	PARA.	Paragraph
3.27.5	REV	Revision

ASME Y14.35 DRAFT MAY 2014

## 4 DRAWING PRACTICES

### 4.7 Design Activity Authority.

To maintain item configuration, an original drawing shall ~~only~~ be revised or changed only by the current design activity. Copies of a drawing purchased or acquired by a customer or supplier shall not be revised or changed by that entity, whether or not they have unlimited or limited rights to the drawing. When a customer or supplier, with appropriate data rights, has a need for a drawing to be revised or changed, the requestor shall arrange for the current design activity to incorporate requested revisions or changes.

## 5 IDENTIFYING INITIAL RELEASE and REVISIONS ON DRAWINGS

### 5.2 Revision Letters.

The revision letter is the identification of the revision level of the sheet or drawing.

Upper case letters shall be used in sequence beginning with A and omitting letters “I”, “O”, “Q”, “S”, “X”, and “Z” for single, double and triple revision letters. When the single letters have been exhausted, the revisions following “Y” shall be “AA,” “AB” through “AY”. Should “AA” to “AY” be exhausted, the next sequence shall be “BA,” “BB,” etc. When the double letters have been exhausted, the revision following “YY” shall be “AAA”, “AAB” through “AYY”. Should “AAA” through “AYY” be exhausted, the next sequence shall be “BAA”, “BAB”, etc. Revision letters shall not exceed three alpha characters. ~~Initial issue of a drawing does not constitute need for a revision letter and may be indicated by the use of a – (dash). The revision letter is the identification of the revision level of the sheet or drawing.~~ The identity of the RAD or an itemized description of change(s) is included in the Revision History blocks part of the revision.

**BSR/ESD S20.20-201x****FOREWORD**

This standard covers the requirements necessary to design, establish, implement and maintain an Electrostatic Discharge (ESD) Control Program for activities that manufacture, process, assemble, install, package, label, service, test, inspect or otherwise handle electrical or electronic parts, assemblies and equipment susceptible to damage by electrostatic discharges greater than or equal to 100 volts Human Body Model (HBM) and 200 volts Charged Device Model (CDM). The CDM voltage level as used in this document is based on managing process essential insulators to mitigate field induced voltages on devices that could lead to damage.

~~HBM and CDM testing for device qualification is defined by JEDEC JESD47. In addition, this standard also covers defines the requirements for isolated ungrounded conductors; if the rules of this standard are followed devices with a Machine Model (MM) robustness of 20 V or more can easily be handled.~~ The reference to Machine Model (MM) is retained in this standard for the historical association ~~of to~~ the MM ~~withstand voltage~~robustness of devices to ~~charged~~isolated conductors.

~~The Machine Model test is no longer required for qualification of devices and test data may not be available, but are intrinsically given by the HBM robustness.~~ The ESD robustness of devices ~~are~~is now fully characterized by HBM and CDM. ~~with t~~The CDM ~~event also model describing describes~~ the metal-to-metal contact that was formerly associated with MM. ~~Therefore, MM testing is no longer required for qualification of devices and test data may not be available.~~

This document covers the ESD Control Program requirements for setting up a program to handle ESD sensitive (ESDS) items, based on the historical experience of both military and commercial organizations. References include ESD Association, U.S. Military and ANSI approved standards for material properties and test methods. The fundamental ESD control principles that form the basis of this document are:

- A. All conductors in the environment, including personnel, shall be bonded or electrically connected and attached to a known ground or contrived ground (as on shipboard or on aircraft). This attachment creates an equipotential balance between all items and personnel. Electrostatic protection can be maintained at a potential above a "zero" voltage ground potential as long as all items in the system are at the same potential.
- B. Necessary non-conductors (i.e. process-required insulators) in the environment cannot lose their electrostatic charge by attachment to ground. Ionization systems provide neutralization of charges on these necessary non-conductive items (circuit board materials and some device packages are examples of necessary non-conductors). Assessment of the ESD hazard created by electrostatic charges on the necessary non-conductors in the work place is required to ensure that appropriate actions are implemented, commensurate with risk to ESDS items.
- C. Transportation of ESDS items outside an ESD Protected Area (hereafter referred to as "EPA") requires enclosure in static protective materials, although the type of material depends on the situation and destination. Inside an EPA, low charging and static dissipative materials may provide adequate protection. Outside an EPA, low charging and static discharge shielding materials are recommended. While these materials are not discussed in the document, it is important to recognize the differences in their application. For more clarification see ANSI/ESD S541.

Any relative motion and physical separation of materials or flow of solids, liquids or particle-laden gases can generate electrostatic charges. Common sources of ESD include personnel, items made from common polymeric materials, and processing equipment. ESD damage can occur in a number of ways, including:

- i. A charged object (including a person) coming into contact with an ESDS item.
- ii. A charged ESDS device making contact with ground or another conductive object at a different potential.
- iii. An ESDS device is grounded while exposed to an electrostatic field.

Examples of ESDS items are microcircuits, discrete semiconductors, thick and thin film resistors, hybrid devices, printed circuit boards and piezoelectric crystals. It is possible to determine device and item susceptibility by exposing the device to simulated ESD events. The level of sensitivity, determined by



testing using simulated ESD events, may not necessarily relate to the level of sensitivity in a real life situation. However, the levels of sensitivity are used to establish a baseline of susceptibility data for comparison of devices with equivalent part numbers from different manufacturers. Two different models are used for characterization of electronic components: HBM and CDM.

Compliance to this standard can be demonstrated through third party certification. The certification process is similar to any quality management system certification such as ISO 9001. Information on the certification process can be obtained by contacting an ESD Association approved Certifying Body. For a list of ESD Association approved Certifying Bodies, see [www.esda.org](http://www.esda.org).

## 2.0 SCOPE

This document applies to activities that manufacture, process, assemble, install, package, label, service, test, inspect, transport or otherwise handle electrical or electronic parts, assemblies and equipment susceptible to damage by electrostatic discharges greater than or equal to 100 volts HBM, 200 volts CDM, and ~~20-35~~ volts on isolated ~~charged~~ conductors. Activities that handle items that are susceptible to lower withstand voltages may require additional control elements or adjusted limits. Processes designed to handle items that have an ESD sensitivity to lower withstand voltages can still claim compliance to this standard. This document does not apply to electrically initiated explosive devices, flammable liquids or powders.

NOTE: The CDM voltage level as used in this document is based on managing process essential insulators to mitigate induced voltages on devices that could lead to damage.

~~NOTE: Isolated conductors were historically represented by MM.~~

~~NOTE: The 20 volts on isolated charge conductors was historically represented by MM. The 20 volts is derived from the Industry Council White Paper 1. All devices that have HBM protection will inherently have at least 20 volts MM protection. Device characterization of MM is not required. (See [http:// www.esdindustrycouncil.org](http://www.esdindustrycouncil.org))~~

## 8.1 Grounding / Equipotential Bonding Systems

Grounding / Equipotential Bonding Systems shall be used to ensure that ESDS items, personnel and any other conductors [that come into contact with ESDS items](#) (e.g., mobile equipment) are at the same electrical potential. An implementing process shall be selected from Table 1.

### 8.3.1 Insulators

All nonessential insulators such as coffee cups, food wrappers and personal items shall be removed from the ~~workstation-EPA or any operation where unprotected ESDS items are handled.~~

~~The ESD program shall include a plan for handling process-required insulators in order to mitigate field-induced CDM damage. The ESD program shall include a plan for the handling of process-required insulators.~~

If the field measured on the process required insulator is greater than 2000 volts/inch and the process required insulator is less than 30 cm (12 inches) from the ESDS item, steps shall be taken to either:

- A) Separate the required insulator from the ESDS item by a distance of greater than 30 cm (12 inches);  
or
- B) Use ionization or other charge mitigating techniques to neutralize the charge.

If the field measured on the process required insulator is greater than 125 volts/inch and the process required insulator is less than 2.5 cm (1 inch) from the ESDS item, steps shall be taken to either:

- A) Separate the required insulator from the ESDS item by a distance of greater than 2.5 cm (1 inch);  
or
- B) Use ionization or other charge mitigating techniques to neutralize the charge.

NOTE: The accurate measurement of electrostatic fields requires that the person making the measurement is familiar with the operation of the measuring equipment. Most hand held meters require that the reading be taken at a fixed distance from the object. They also normally specify that the object has a minimum dimension of fixed size in order to obtain an accurate reading.

~~All nonessential insulators such as coffee cups, food wrappers and personal items shall be removed from the workstation or any operation where unprotected ESDS items are handled.~~

~~An EPA shall be established wherever ESDS items are handled. However, there are many different ways to establish ESD controls within an EPA. Table 3 lists some optional ESD control items which can be used to control static electricity. For those ESD control items that are selected for use in the ESD Control Program, the required limits and test methods for those items become mandatory.~~

### **8.3.2 Isolated Conductors**

~~When establishing an ESD Control Plan, if a conductor that comes into contact with an ESDS item cannot be grounded or equipotentially bonded together, then the process must ensure that the difference in potential between the conductor and the contact of the ESDS item is less than 35 volts.~~

~~This can be accomplished by measuring the ESDS item and the conductor by using a non-contact electrostatic voltmeter or a high impedance contact electrostatic voltmeter.~~

~~NOTE: Non-contacting fieldmeters have an aspect ratio for field of view that will dictate the applicability of their use in any given environment. Users are cautioned to follow the instructions of the instrument manufacturer.~~

Table 3. EPA ESD Control Items

Technical Requirement	ESD Control Item	Product Qualification <sup>(1)</sup>		Compliance Verification	
		Test Method	Required Limit(s) <sup>(2)</sup>	Test Method	Required Limit(s)
EPA	Worksurface <sup>(3,4)</sup> (Qualification can be done by either Test Method)	ANSI/ESD S4.1	Point to Point < $1 \times 10^9$ ohms	ESD TR53 Worksurface Section	Point to Ground < $1 \times 10^9$ ohms
			Point to Groundable Point < $1 \times 10^9$ ohms		
		ANSI/ESD STM4.2	< 200 volts		
	Wrist Strap	ANSI/ESD S1.1	$0.8 \times 10^6$ to $1.2 \times 10^6$ ohms	For compliance verification of a Wrist Strap System, see Table 2.	
	Wristband	ANSI/ESD S1.1	Interior < $1 \times 10^5$ ohms		
			Exterior > $1 \times 10^7$ ohms		
	Personnel Ground wrist strap Connection (non-monitored)	ANSI/ESD S6.1	Point to Ground < 2 ohms	ESD TR53 Grounding Bonding Systems	Point to Ground < 2 ohms
	Footwear	ANSI/ESD STM9.1	Point to Groundable Point < $1 \times 10^9$ ohms	For compliance verification of Footwear / Flooring System, see Table 2.	
	Foot Grounders	ESD SP9.2	Point to Groundable Point < $1 \times 10^9$ ohms		
	Flooring	ANSI/ESD STM7.1	Point to Point < $1 \times 10^9$ ohms		
Point to Groundable Point < $1 \times 10^9$ ohms					
Seating	ANSI/ESD STM12.1	Point to Groundable Point < $1 \times 10^9$ ohms	ESD TR53 Seating Section	Point to Ground < $1 \times 10^9$ ohms	

<sup>1</sup> Product qualification is normally conducted during the initial selection of ESD control products and materials. Any of the following methods can be used: product specification review, independent laboratory evaluation or internal laboratory evaluation.

<sup>2</sup> For standards that have multiple resistance test methods, these limits apply to all methods.

<sup>3</sup> Worksurfaces are defined as any surface on which an unprotected ESDS item is placed.

<sup>4</sup> Due to a wide variety of applications for worksurfaces, specific requirements that could be broadly applied are difficult to determine. If there is a concern for CDM failures, then a lower limit of  $1 \times 10^6$  ohms for point to point and point to groundable point should be considered.

Technical Requirement	ESD Control Item	Product Qualification <sup>(7)</sup>		Compliance Verification	
		Test Method	Required Limit(s) <sup>(8)</sup>	Test Method	Required Limit(s)
EPA	Ionization <del>other than Room Systems</del>	ANSI/ESD STM3.1	Discharge Time User defined  Offset Voltage <del>-50-35</del> < V <sub>offset</sub> < <del>5035</del>	ESD TR53 <sup>(5)</sup> Ionization Section	Discharge Time User defined Offset Voltage <del>-50-35</del> < V <sub>offset</sub> < <del>5035</del>
	<del>Ionization Room Systems</del>	<del>ANSI/ESD STM3.1</del>	<del>Discharge Time User defined</del>  <del>Offset Voltage -100 &lt; V<sub>offset</sub> &lt; 100</del>	<del>ESD TR53<sup>(11)</sup> Ionization Section</del>	<del>Discharge Time User defined</del>  <del>Offset Voltage -100 &lt; V<sub>offset</sub> &lt; 100</del>
	Shelving (When used to store unprotected ESDS)	ANSI/ESD S4.1	Point to Point < 1 x 10 <sup>9</sup> ohms  Point to Groundable Point < 1 x 10 <sup>9</sup> ohms	ESD TR53 Worksurface Section	Point to Ground < 1 x 10 <sup>9</sup> ohms
	Mobile Equipment (Working Surfaces)	ANSI/ESD S4.1	Point to Point < 1 x 10 <sup>9</sup> ohms  Point to Groundable Point < 1 x 10 <sup>9</sup> ohms	ESD TR53 Worksurface Section	Point to Ground < 1 x 10 <sup>9</sup> ohms
	Electrical Soldering / Desoldering Hand Tools	ANSI/ESD S13.1	Tip to Ground < 2.0 ohms Tip < 20 millivolts Tip Leakage < 10 milliamps	ESD TR53 Soldering Iron Section Or ANSI/ESD S13.1 Section 6.1	Tip to Ground < 10 ohms
	Continuous Monitors	User defined	User defined	ESD TR53 Continuous Monitors Section	Manufacturer defined
	Static Control Garment	ANSI/ESD STM2.1	Point to Point < 1 x 10 <sup>11</sup> ohms	ESD TR53 Garments Section	Resistance Point to Point < 1 x 10 <sup>11</sup> ohms
	Groundable Static Control Garment	ANSI/ESD STM2.1	Point to Groundable Point < 1 x 10 <sup>9</sup> ohms	ESD TR53 Garments Section	Resistance to Groundable Point < 1 x 10 <sup>9</sup> ohms
	Groundable Static Control Garment System	ANSI/ESD STM2.1	< 3.5 x 10 <sup>7</sup> ohms	ESD TR53 Personal Grounding with Garments Section	< 3.5 x 10 <sup>7</sup> ohms

<sup>5</sup> For additional information on periodic testing of ionizers, see ANSI/ESD SP3.3.

## ADDENDUM TO

**International Code Council  
ICC/NSSA STANDARD FOR  
THE DESIGN AND CONSTRUCTION OF STORM SHELTERS  
ICC 500-2013 edition  
Public Comment Draft #3**

**Proposal No.  
IS-STM66-11/12  
Section 401.1.1**

**Revise as follows:**

**401.1.1 Minimum floor elevation of community shelters.**

4. The maximum flood elevation associated with any modeled hurricane ~~Category 5 hurricane~~ event, including coastal wave effects. ~~In areas where Category 5 flood elevations have not been established, the elevation associated with the highest established hurricane category shall apply.~~

## BSR/UL 746B, Standard for Safety for Polymeric Materials - Long Term Property Evaluations

1. Revise the RTI rating Increments: Is there a better way to assign RTI's from the measured thermal index values?

### PROPOSAL

#### 23 Assignment of Temperature Classifications

23.1 The relative thermal index of insulation materials is to be assigned in accordance with the following standard temperature classifications:

a) ~~5°C (9°F) increments up to 130°C (266°F)~~ and including 180°C (356°F).

b) ~~10°C (18°F) increments from 130°C (266°F) through 180°C (356°F).~~

*Exception: Includes 155°C (311°F).*

c) ~~20°C (36°F)~~ 10°C (18°F) increments over 180°C (356°F) up to 300°C (572°F).

*Exception: Includes 190°C (374°F) and 210°C (410°F) providing that the temperature differential of the test ovens are within 3.0°C (5.4°F) of the nominal oven aging temperature.*

UL copyrighted material. Not authorized for further reproduction without prior permission from UL.



		(mandatory)											
60691	10.3	Dielectric Strength (if applicable) <sup>c</sup>	X	X	X	X	X	X	X	X	X	X	X
60691	10.4	Insulation Resistance (if applicable) <sup>c</sup>	X	X	X	X	X	X	X	X	X	X	X

<sup>a</sup> The 24 hour temperature aging portion of the Temperature and Humidity Cycling shall be conducted at 60°C, the maximum rated Ambient Air Temperature or the maximum temperature measured on the disconnect means, during the Temperature Test of Section 36 of UL 1449 (this is the static condition of the disconnect when it has not opened), whichever is greater. Testing may be conducted in a test chamber with a +/- 2°C temperature tolerance. Temperature Conditioning of component assemblies with a varistor shall be conducted at minimum 85°C unless the Metal Oxide Varistors are limited to an end-use temperature between 60°C and 84°C.

<sup>b</sup> If the conditions of voltage, power and current in (c), (d) and (e) of 10.6.2 of UL 60691 are not covered by one test, a minimum of three samples should be used for each condition. For SPDs not rated nor intended to carry current, other than surge current, the samples shall be subjected to the Limited Current Abnormal Overvoltage Test at the 10 A level, in lieu of the Interrupting Current Test

<sup>c</sup> If Acceptable Results are obtained between Disconnection Means (between open contacts) for both the Dielectric Strength and Insulation Resistance Tests, "board level" Type 4 component assemblies do not need to comply with the Dielectric Strength and Insulation Resistance Testing requirements, between Live Part and the body of the discrete component (wrapped in foil) provided conditions of use indicate that there was dielectric breakdown between live parts and the body of the discrete component (wrapped in foil). As such, proper spacings need to be maintained between the discrete component, other live parts and dead-metal parts.

<sup>d</sup> For Type 3 SPDs connected in series with the load, the thermal-link may open at a temperature less than Tf-10°C, provided the opening temperature is greater than the maximum declared end-use temperature.

<sup>e</sup> Step 1 of the Aging portion of the Temperature Tests is conducted as detailed in 11.4 of UL 60691 except that Aging is conducted at the maximum declared end-use temperature. If the measured end-use temperature exceeds the declared value, then the test shall be conducted at 10°C higher than this measured temperature. Testing may be conducted in a test chamber with a +/- 2°C temperature tolerance.

<sup>f</sup> The Dielectric Strength and Insulation Resistance Tests following the Maximum Temperature Test shall be conducted with the samples at room temperature.

Note 1 - The Surge Testing Sequence is conducted instead of the Transient Overload Current Test (UL 60691, Sec. 10.7) as the requirements in UL 1449 are more severe and demonstrate that the thermal-link feature is NOT damaged by the normal surges that a SPD is intended to subjected to.

Note 2 - 48 Samples are required for the test program. (The numbers do not add up. 15 extras are required in case some tests need to be repeated).

Note 3 - If the identification of the thermal element material has not been previously determined by UL, then the material will need to be subjected to the Differential Scanning Calorimeter test for identification.



## 15. Capacitors

25.1 Capacitors other than those employed in a secondary circuit shall comply with the Dielectric Voltage-Withstand Test, Section 35, Insulation Resistance Test, Section 45, and Capacitor Endurance Test, Section 46.

*Exception No. 1: Capacitors that comply with the across-the-line requirements in the Standard for Capacitors and Suppressors for Radio- and Television-Type Appliances, UL 1414, meet the requirements for use in SPDs.*

*Exception No. 2: Capacitors evaluated to the Dielectric Voltage-Withstand Test, Insulation Resistance Test and Capacitor Endurance Test of the Standard for Electromagnetic Interference Filters, UL 1283 are not required to be subjected to these tests.*

*Exception No. 3: Capacitors that comply with the requirements in the Standard for Fixed Capacitors for Use in Electronic Equipment, UL 60384-14 and are rated for the intended application, including operating voltage, subclass, Upper and Lower Temperature rating as follows:*

- a) *X Capacitors can be used in L-L and L-N applications only without additional testing per Clause 25.1.*
- b) *Y Capacitors can be used in L-L, L-N, L-G and N-G applications without additional testing per Clause 25.1.*
- c) *Duration of the damp-heat test (21 or 56 days) does not need to be considered.*
- d) *Passive flammability category does not need to be considered.*
- e) *Overvoltage Class and Peak Surge Voltage properties do not need to be considered provided that the capacitors are tested as part of the SPD during the end-product SPD Surge Testing per UL 1449 Section 37.*

*Exception No. 4: Capacitors employed in Type 1 and 2 SPDs that comply with 25.3 or the exception need not comply with the Endurance Test. Capacitors employed in Type 1 and Type 2 SPDs and not intended to function as an EMI filtering feature, as defined in the glossary of this standard, that comply clause 25.3, clause 25.3 Exception 1, or clause 25.3 Exception 2 need not comply with the Capacitor Endurance Test.*

25.3 Capacitors employed in Type 1 SPDs shall comply with the Fault-Current Test in the Standard for Capacitors, UL 810 at the short circuit current rating of the SPD.

*Exception: UL 810 Capacitors that have not been subjected to the Fault-Current Test in accordance with UL 810 at the short circuit current rating of the SPD shall be subjected to the Capacitor Failure Test, Section 59F.*

~~*Exception No. 4: UL 810 Capacitors that have not been subjected to the Fault-Current Test in accordance with UL 810 at the short circuit current rating of the SPD shall be subjected to the Capacitor Failure Test, Section 59F, at all test current levels required by the Current Testing in*~~

~~Sections 39.2, 39.3 and 39.4 that are higher than the Fault Current Rating of the UL 810 Capacitor including the SCCR of the SPD.~~

~~Exception No. 2: Capacitors that have not been subjected to the Fault Current Test in accordance with UL 810 shall be subjected to the Capacitor Failure Test, Section 59F at all current levels of the Current Testing detailed in Sections 39.2, 39.3 and 39.4.~~

59A.1 The maximum peak voltage, 5 seconds after disconnecting the supply, between any two terminals - blades of an attachment plug - and any terminal and earth ground shall not exceed the value indicated in Table 59A.1 corresponding to the capacitance between those points.

*Exception: For Type 1 and Type 2 SPDs, the maximum peak voltage, as detailed in 59A.1, shall be less than 50 V within 1 minute after disconnecting the supply source.*

59F.1 If required by the Exception of 25.3, capacitors employed in Type 1 SPDs shall be permanently mechanically (driving a nail through the capacitor where the nail should not short out the capacitor to ground nor reduce spacings to other electrical paths) or electrically (as specified in 10.2.2 of UL 810) failed and three samples tested at each required current level. Permanent failure of a capacitor is demonstrated by the flow of short circuit current until interrupted by an internal overcurrent protection device ~~internal to the SPD.~~

UL copyrighted material. Not authorized for further reproduction without prior permission from UL.

## BSR/UL 1647, Standard for Motor-Operated Massage and Exercise Machines

### 1. Proposed Revisions To Paragraph 83.5 To Clarify The List Of Instruction Statements Required To Be Included In The Instructions Pertaining To A Risk of Fire, Electric Shock, Or Injury To Persons

83.5 The instructions required by 83.1 shall include the items in the following list, as applicable, and any other instructions that the manufacturer deems necessary for the appliance. The list shall not include the items mentioned in ~~82.2~~ 83.2 or in ~~Instructions Pertaining To A Risk of Fire, Electric Shock, Or Injury To Persons, Section 83,~~ Operating Instructions, Section 84, User-Maintenance Instructions, Section ~~85~~ 86, Grounding/Double Insulation Instructions, Section 86. The statement "Read all instructions before using " shall precede the list of items following the word "DANGER." The items may be numbered.

*from UL.*

**UL copyrighted material. Not authorized for further reproduction without prior perm.**

## BSR/UL 1691, Standard for Single Pole Locking-Type Separable Connectors

### 1. Revisions to Figures B1.1 - B1.3 for Clarification of Dimensions and Tolerances and to Address Non-TPE (Rigid) Housings

#### PROPOSAL

1. Figures B1.1 (Series 15), B1.2 (Series 16) and B1.3 (Series 18) have inconsistencies in the male slot tolerances. Series 16 is dimensioned at  $.030 \pm .005$ , Series 15 and Series 18 are dimensioned as  $.030 \text{ min}$ . The proposal is to consistently dimension the male slots as  $.030 \pm .005$ .

2. Figure B1.1 (Series 15) proposal to revise how Cam Advance is dimensioned in the Male Contact view. This is for clarification.

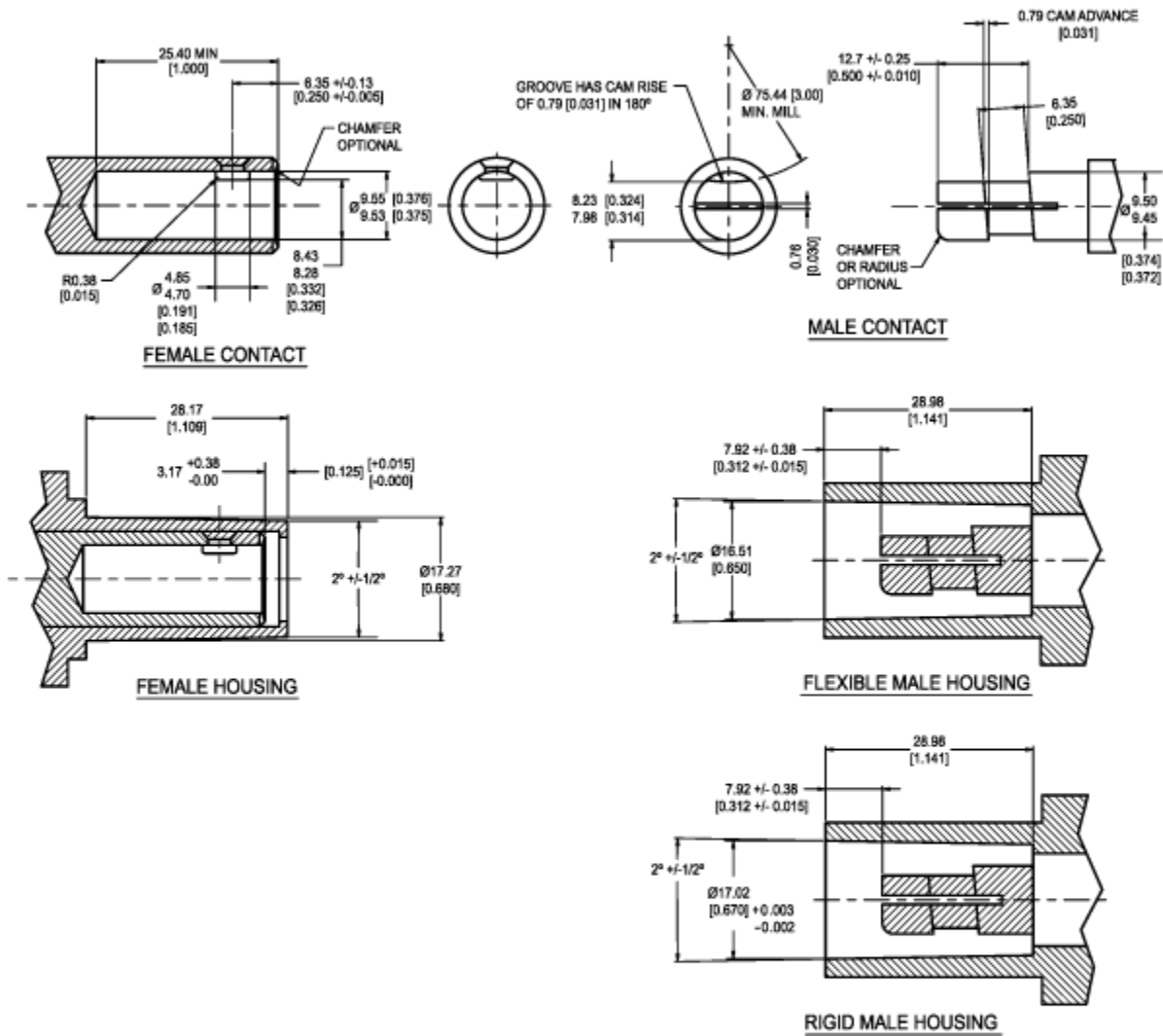
3. Figure B1.2 (Series 16) proposal to revise Male Housing view to show external shoulder as being independent from the 1.552/1.575 (depth of taper) dimension. This is for clarification, presently the 1.552/1.572 dimension appears to be to the irrelevant shoulder feature.

4. Proposal to add a view to Figures B1.1 and Figures B1.2 for a RIGID MALE HOUSING. Revise existing view name to "FLEXIBLE MALE HOUSING". Series 15 (Fig B1.1) - RIGID MALE HOUSING to have an ID dimension of  $.670 \pm .005$  [17.02 mm]. Series 16 (Fig B1.2) - RIGID MALE HOUSING to have an ID dimension of  $1.215 \pm .005$  [30.86 mm].

UL copyrighted material. Not authorized for further reproduction without prior permission from UL.

Figure B1.1

Series 15 male and female contact and housing rated 150 A MAX., 600 V MAX.



- NOTES:
1. ALL DIMENSIONS ARE IN MM [INCHES]
  2. GENERAL DEFAULT TOLERANCE  
 +/- 0.13 MM  
 +/- 0.005 INCHES

UL CO. su0679b

UL

Figure B1.2

Series 16 male and female contact and housing rated 400 A MAX., 600 V MAX.

from UL

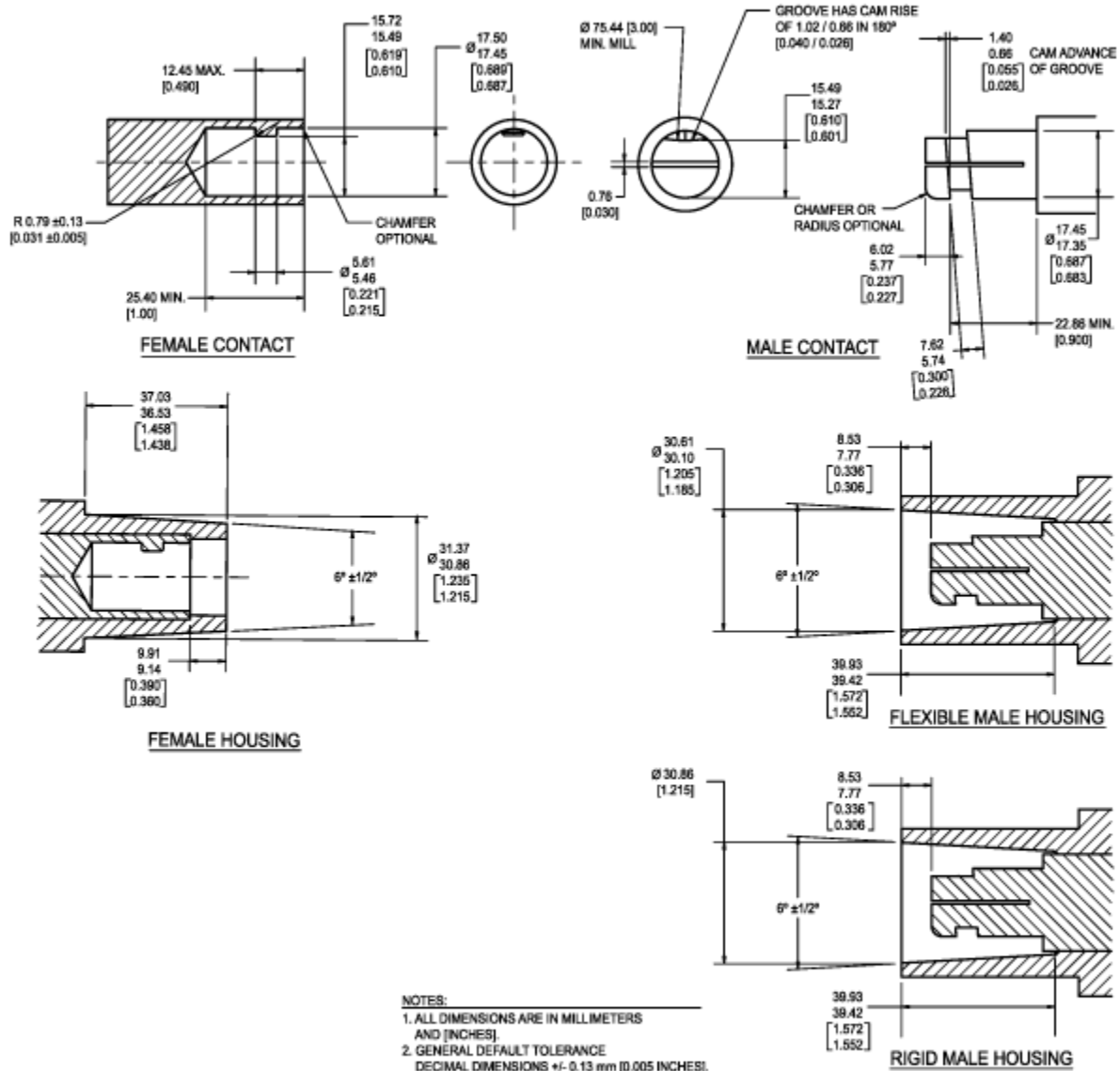
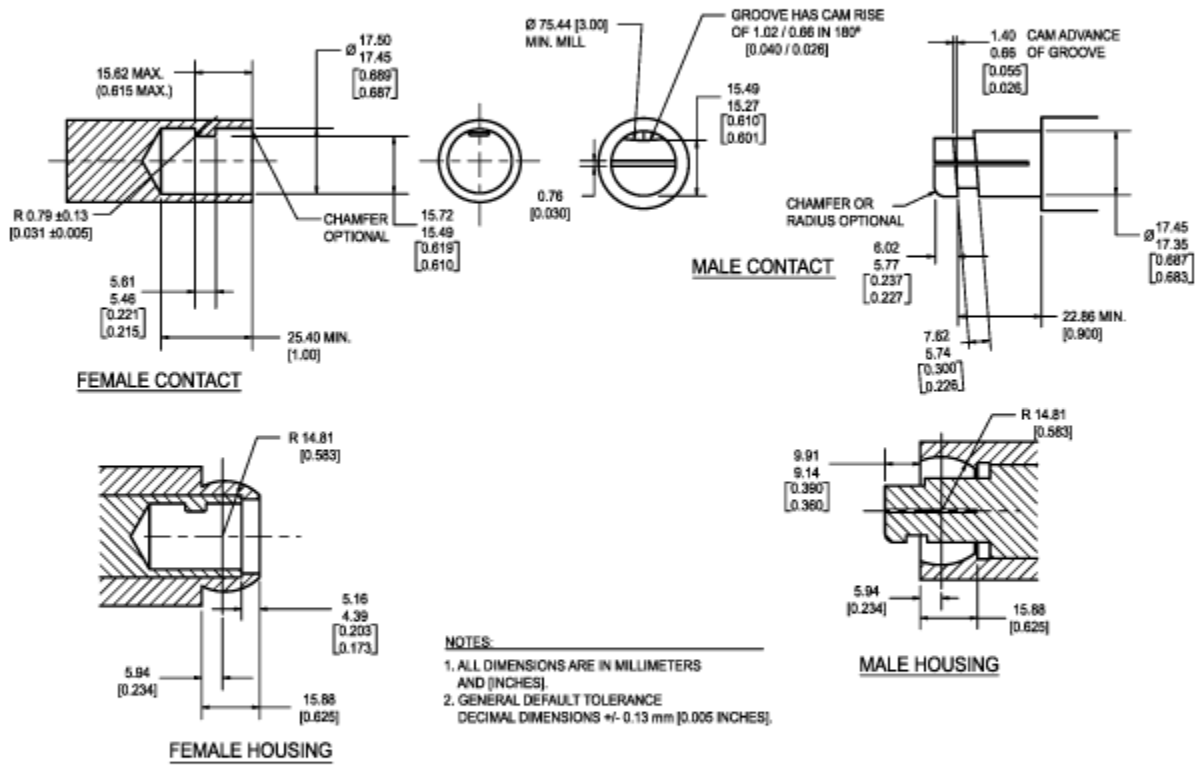


Figure B1.3

Series 18 male and female contact and housing rated 400 A MAX., 600 V MAX.

from UL



su0681c

UL